

# COVID-19 Partner Briefing

## Operational Day 133

July 23, 2020

Brunswick County Health and Human Services



# Case Count



**15,317,997 cases globally (625,888 deaths)**



**4,005,414 in the United States (143,820 deaths)**



**106,893 cases in North Carolina (1,726 deaths) NCDHHS**



**1,021 cases in Brunswick County (12 deaths)**

\*Numbers current as of 7/23/2020 3:00 pm John Hopkins Data

\*Most up-to-date numbers can be found at: [Coronavirus COVID-19 Global Cases by the Center for Systems Science and Engineering \(CSSE\) at Johns Hopkins University \(JHU\)](#)

# Surrounding Counties COVID-19 Case Increases

County	Reported Cases as of 7-23	Percent Increase Cases from 6-2 to 7-23	Total Cases per 10,000 Population as of 7-23	Deaths
New Hanover	1,991	881%	85	14
Columbus	725	115%	129	40
Horry, SC	7,174	1,480%	203	93
Pender	538	564%	85	2
Brunswick	1,021	828%	71	12
NC	106,893	258%	102	1,726

# NC COVID-19 Positive Case Statistics

- ▶ North Carolina
  - ▶ 106,893 Known COVID-19 cases
  - ▶ 1,188 Currently Hospitalized
  - ▶ 1,726 Deaths
  - ▶ Patients Presumed to be Recovered = 78,707
  - ▶ All data is preliminary and may change as cases are investigated, Numbers may not sum to 100% due to rounding

Gender	Percent of Cases	Percent of Deaths
Male	48%	53%
Female	52%	47%
Unknown	0%	0%
Age Group	Percent of Cases	Percent of Deaths
0-17	11%	0%
18-24	14%	0%
25-49	44%	5%
50-64	19%	16%
65+	12%	78%

# Brunswick County Resident COVID-19 Positive Case Statistics

- ▶ Brunswick County Resident
  - ▶ 1,021 Known COVID-19 cases
    - ▶ 369 Isolated at 347 different homes
    - ▶ 15 Isolated at hospital
    - ▶ 12 Deaths
    - ▶ 625 Currently recovered
  - ▶ All data is preliminary and may change as cases are investigated, Numbers may not sum to 100% due to rounding.
  - ▶ Current studies show that as many as 10% to 50% of COVID-19 cases may initially report to be asymptomatic.

Gender	Percent of Cases	
Male	47%	
Female	53%	
Age Group	Percent of Cases	Percent of Deaths
0-17	12%	0%
18-24	13%	0%
25-49	35%	8%
50-64	22%	0%
65+	19%	92%

# Brunswick County Non-Resident COVID-19 Positive Case Statistics

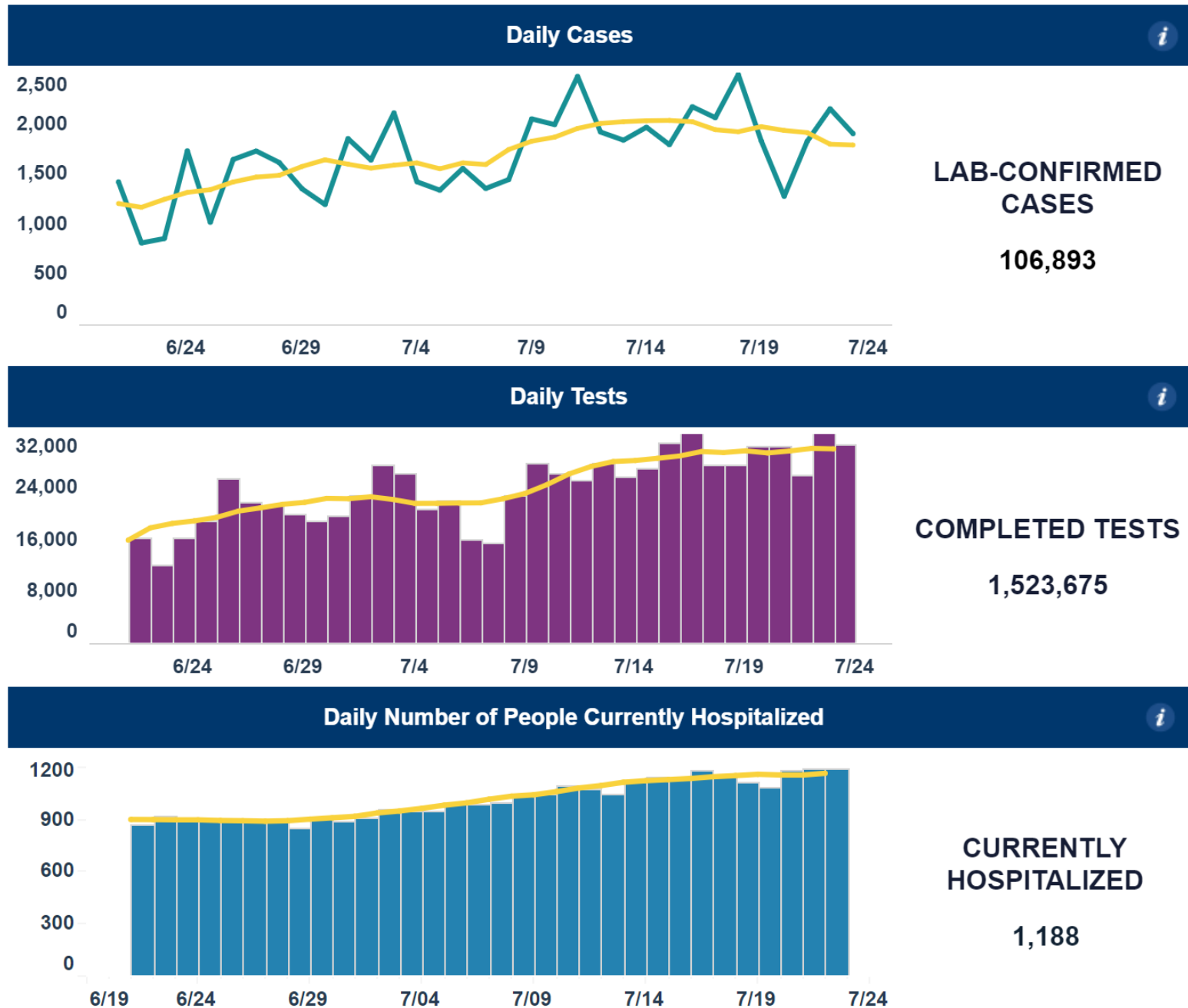
- ▶ Brunswick County Non-Resident
  - ▶ 14 Known COVID-19 cases
    - ▶ 0 Isolated at home
    - ▶ 0 Isolated at hospital
    - ▶ 2 Deaths
    - ▶ 9 Currently recovered
    - ▶ 3 Transferred monitoring to home residence
  - ▶ All data is preliminary and may change as cases are investigated, Numbers may not sum to 100% due to rounding

Gender	Percent of Cases
Male	57%
Female	43%

Age Group	Percent of Cases	Percent of Deaths
0-17	0%	0%
18-24	0%	0%
25-49	43%	0%
50-64	21%	0%
65+	36%	100%

# NC DATA

Updated daily by approximately 12:00 p.m. Last updated July 23, 2020 at 11:50 a.m.

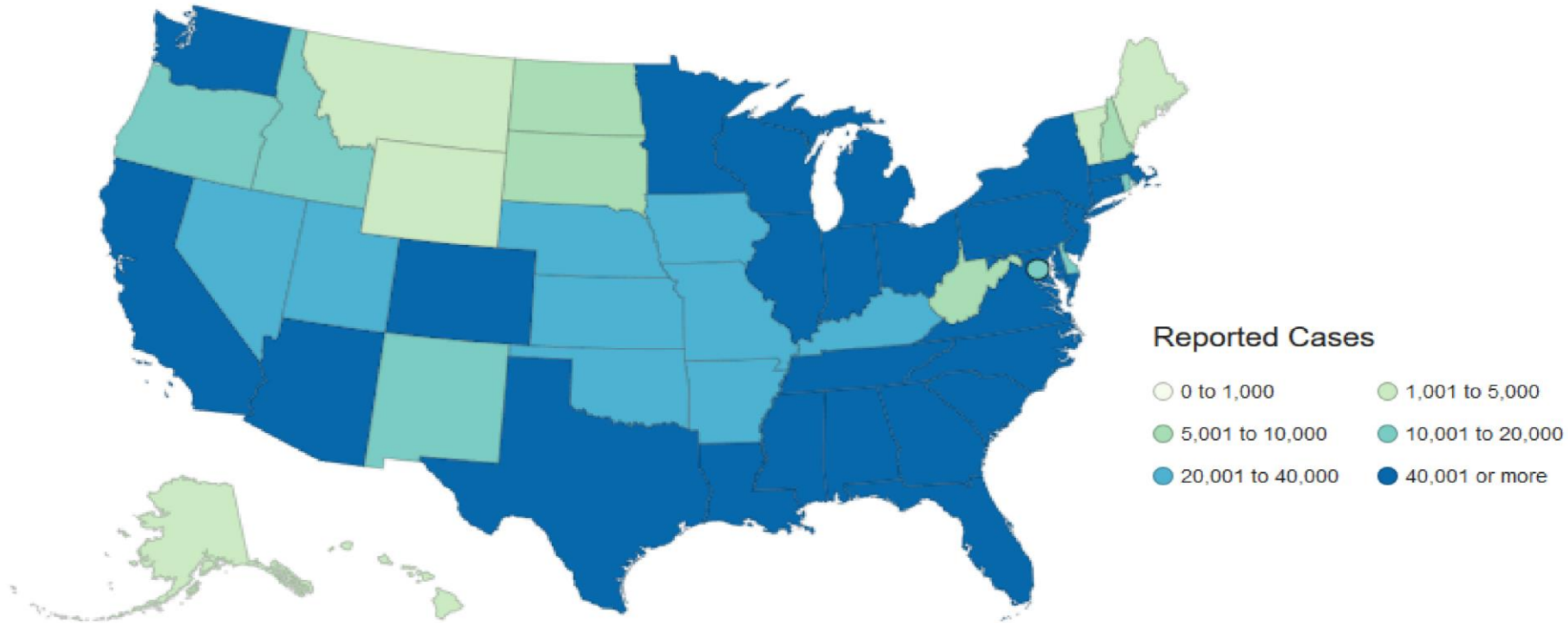


# NC DATA



North Carolina  
Governor's Coronavirus Task Force  
State Emergency Response Team

North Carolina  
Coronavirus (COVID-19)  
Executive Summary #154  
23 July 2020 1000



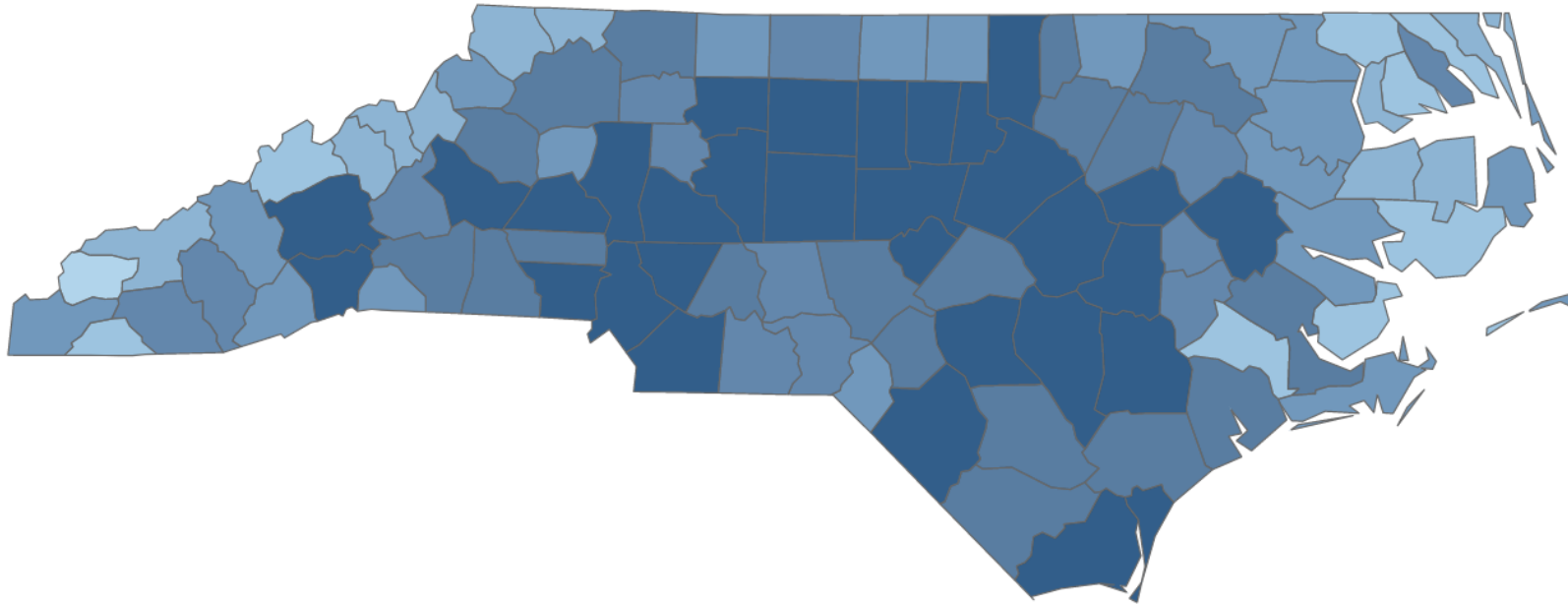
## COVID-19 Cases - Global / United States / North Carolina

Total Confirmed Cases	14,765,256 / 3,882,167 / 106,893
Fatalities	612,054 / 141,677 / 1,726

# NC DATA

## Total Reported Cases by County

---



Map Credit: NCDHHS

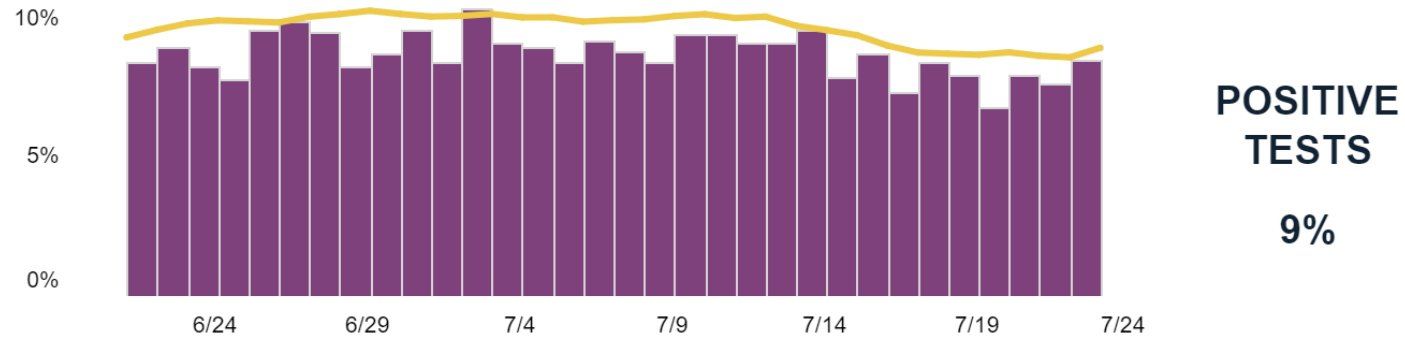


## Positive Tests as a Percent of Total Tests



Is North Carolina seeing a 14-day downward trajectory or sustained leveling of positive tests as a percentage of total tests?

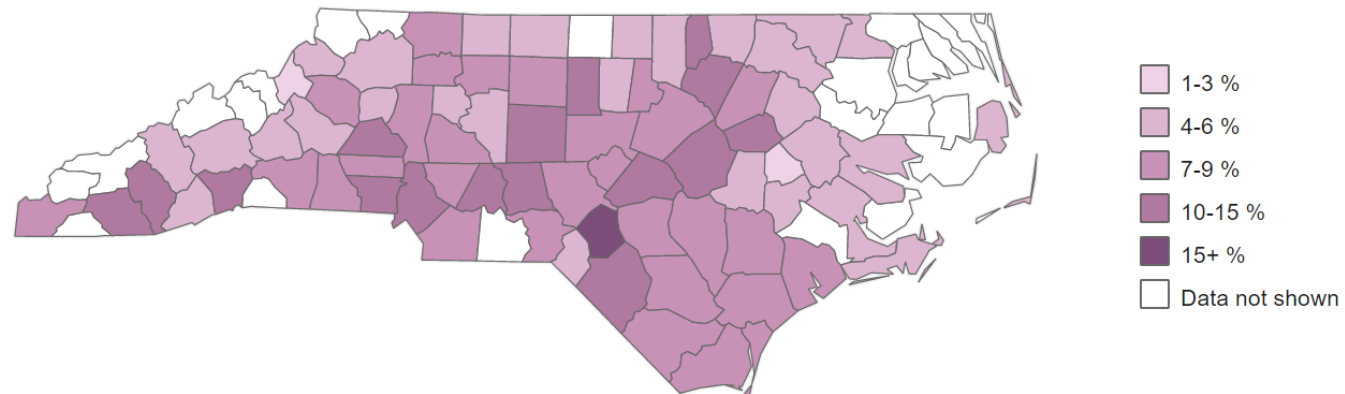
As we ramp up testing, there will be more laboratory-confirmed cases. Looking at what percent of total tests are positive helps us understand whether laboratory-confirmed cases are increasing in comparison to the number of tests conducted.



## Percent Positive by County



Which counties are seeing a decline or sustained leveling of percent of tests that are positive?

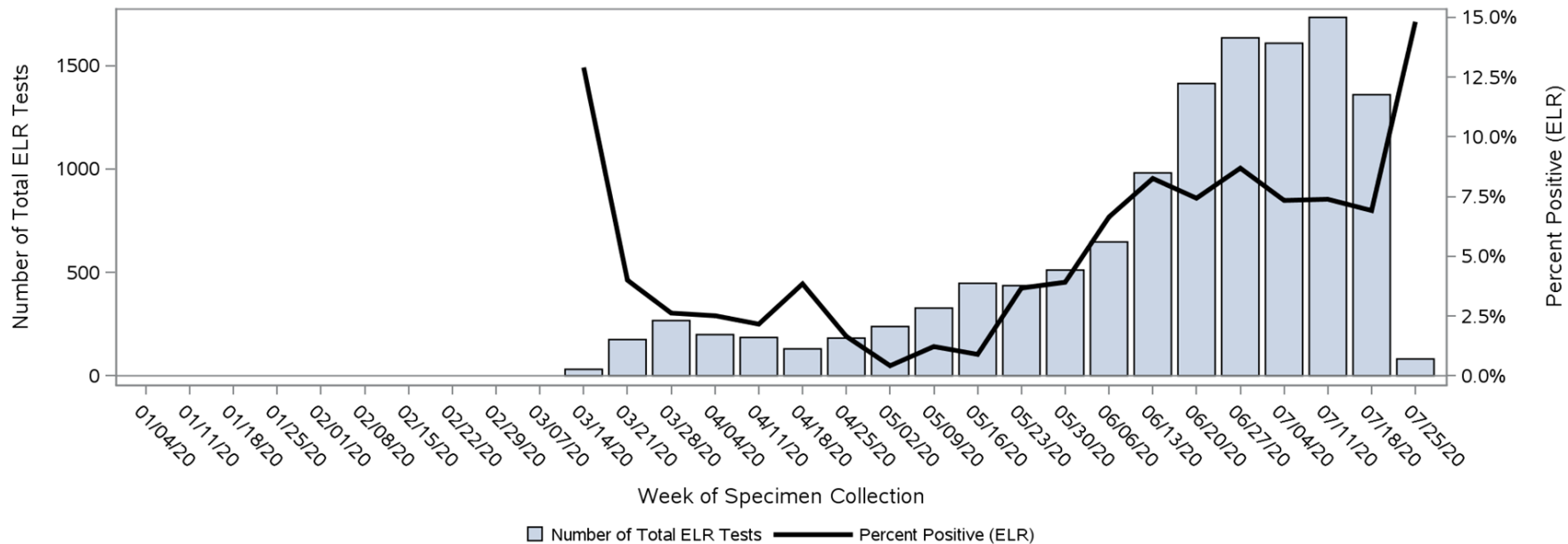


July 23, 2020

# Brunswick County DATA

## D. ELECTRONIC LAB REPORTING: PERCENT POSITIVE

This shows the percent of positive tests as a proportion of total ELR tests. We know that as testing increases, the number of cases can climb. This gives us an idea of the number of cases with respect to the amount of testing being done. These are only calculated using results from labs that report into NC EDSS electronically, listed below. Thus, this may not be representative if a large amount of tests in Brunswick County are being done by labs not reporting electronically.



### NOTES:

- 1) The total number of tests represents only positive, negative, and indeterminate COVID-19 test results coming from labs using electronic lab reporting (ELR) to report to NC DPH. New labs are continuously being onboarded for ELR. Labs reporting electronically currently include: NC State Lab of Public Health, LabCorp, Carolinas Medical System (Atrium Health), Duke, UNC, Vidant, Novant, Mission Hospital, Quest Atlanta, Quest New England, Quest Tampa, Quest West Hills, and Mako.
- 2) The week represents the week of specimen collection.
- 3) Percent positive by county is not currently reported on the NCDHHS website.
- 4) Dates in the figure above represent the ending date of each week.

# COVID-19 Incident Objectives

- ▶ Continue to monitor virus spread
- ▶ Make decisions and recommendations based of data being received in the EOC
- ▶ Congregate Care Intervention Task Force Operational

# CDC

- ▶ People with COVID-19 have had a wide range of symptoms reported - ranging from mild symptoms to severe illness. Symptoms may appear 2-14 days after exposure to the virus.
  - ▶ Cough
  - ▶ Shortness of breath or difficulty breathing
- ▶ Or at least two of these symptoms:
  - ▶ Fever
  - ▶ Chills
  - ▶ Repeated shaking with chills
  - ▶ Muscle pain
  - ▶ Headache
  - ▶ Sore throat
  - ▶ New loss of taste or smell
  - ▶ Congestion
  - ▶ Runny Nose
  - ▶ Nausea
  - ▶ Diarrhea

# CORONAVIRUS TESTING INFORMATION

## Coronavirus tests are available in Brunswick County

The following groups are some of the populations with higher risk of exposure or a higher risk of severe disease if they become infected. People in these groups should get tested if they believe they may have been exposed to COVID-19, whether or not they have symptoms:

- ▶ People who live in or have regular contact with high-risk settings (e.g., long-term care facility, homeless shelter, correctional facility, migrant farmworker camp)
- ▶ Historically Marginalized populations who may be at higher risk for exposure
- ▶ Frontline and essential workers (grocery store clerks, gas station attendants, child care workers, construction sites, processing plants, etc.) in settings where social distancing is difficult to maintain
- ▶ Health care workers or first responders (e.g. EMS, law enforcement, fire department, military)
- ▶ People who are at high risk of severe illness (e.g., people over 65 years of age, people of any age with underlying health conditions)
- ▶ People who have attended protests, rallies, or other mass gatherings could have been exposed to someone with COVID-19 or could have exposed others. Testing should be considered for people who attended such events, particularly if they were in crowds or other situations where they couldn't practice effective social distancing.
- ▶ Anyone with more serious symptoms should call their doctor or 911 right away. More serious symptoms can include shortness of breath, difficulty breathing, chest pain or pressure, confusion or blue lips

# NC Announcements

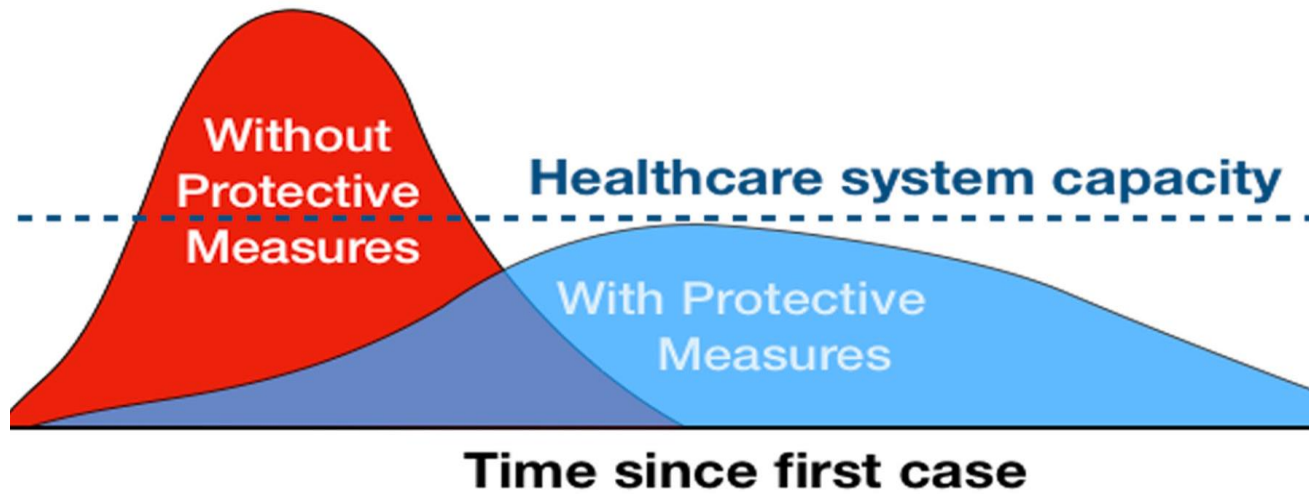
The State announced that North Carolina will remain in Safer at Home Phase 2 for three more weeks.

Schools will open for in-person instruction under an updated Plan B that requires face coverings for all K-12 students, fewer children in the classroom, measures to ensure social distancing for everyone in the building, and other safety protocols.

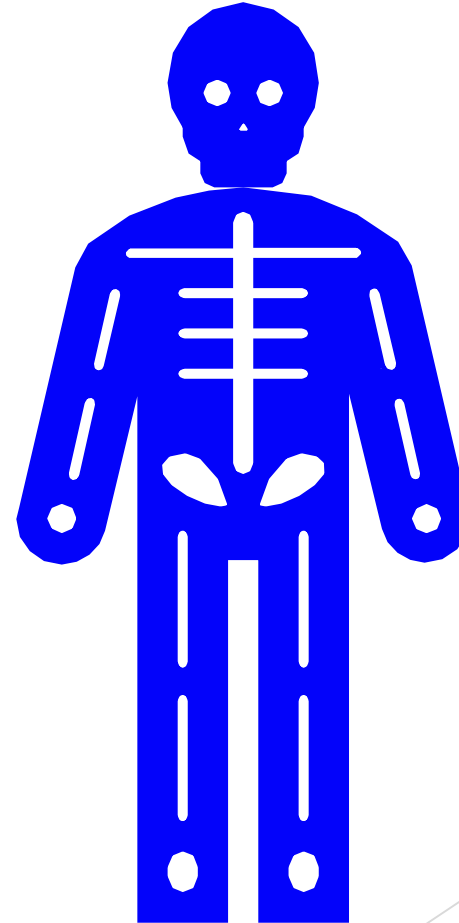
The [Strong Schools NC Public Health Toolkit](#) outlines the updated requirements for Plan B. Districts may choose to operate under Plan C, which calls for remote learning only, and health leaders recommend schools allow families to opt in to all-remote learning. Modifications have been made to Plan B since it was released in June to make it more protective of public health.

- ▶ [Executive Order No. 147](#)
- ▶ [Frequently Asked Questions](#)
- ▶ [NCDHHS guidance on face coverings](#).
- ▶ [slide presentation](#)

# Why Social Distancing?



*Adapted from CDC / The Economist*



# Strategies may change based on the evolving situation

## Containment

- Monitor specific individuals for symptoms
- Contain the virus through isolation and quarantine procedures
- Conduct contact tracing
- Might not prevent spread of disease, but delays spread providing valuable time to prepare

## Mitigation

- Provide guidance on personal, environmental, and community measures
- Provide guidance to providers on risk assessment
- Provide guidance on limiting the spread of illness

These strategies do not occur independently;  
elements of containment and mitigation occur simultaneously.

# HOW IT SPREADS

- ▶ **Person-to Person (main way)**
  - ▶ Respiratory Droplets-cough or sneeze
  - ▶ Within 6 feet
- ▶ **Contact Infected Surface or Object**
  - ▶ Then touching nose, eyes, mouth

## YOUR RISK FOR COVID-19

If you think you have come into contact with someone who has tested positive for COVID-19, here is information about determining your risk of contracting the virus.

For more information, visit:  
[brunswickcountync.gov/coronavirus](https://brunswickcountync.gov/coronavirus)  
[ncdhhs.gov/coronavirus](https://ncdhhs.gov/coronavirus)  
[cdc.gov/coronavirus](https://cdc.gov/coronavirus)

### NO RISK

**0**

Briefly walking by a person who tested positive for COVID-19 and was not experiencing symptoms.

### LOW RISK

**1**

Being in the same room as a person who tested positive for COVID-19, had symptoms and you were within 6 feet.

### MEDIUM RISK

**2**

Sustained close contact (15 minutes or longer) within 6 feet of a person with COVID-19 while they had symptoms.

### HIGH RISK

**3**

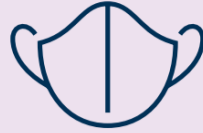
Close household contact with a person who tested positive for COVID-19.



ACCORDING TO THE CDC, INDIVIDUALS AT HIGH RISK OF BECOMING ILL FROM CORONAVIRUS INCLUDE OLDER ADULTS AND INDIVIDUALS WITH SERIOUS CHRONIC OR LONG-TERM MEDICAL CONDITIONS.

# Latest State Decisions Regarding Protective Actions

## Know Your Ws



**WEAR**  
a cloth  
face covering.



**WAIT**  
6 feet apart.  
Avoid close  
contact.



**WASH**  
your hands  
often or use  
hand sanitizer.

### STOP!

Do not enter if you  
have these symptoms  
of COVID-19

- Cough
- Shortness of breath
- Fever
- Chills
- Muscle pain
- Headache
- Sore throat
- Loss of taste or smell

**Staying apart brings us together.  
Protect your family and neighbors.**



**#StayStrongNC**

Learn more at  
[nc.gov/covid19](https://nc.gov/covid19).



NC DEPARTMENT OF  
HEALTH AND  
HUMAN SERVICES

# On the Horizon

- ▶ **More Cases:** As testing ramps up
- ▶ **Social Distancing Measures:** Reviewing effectiveness and making modifications where necessary
- ▶ **Surge Capacity:** Resource request for clinicians and PPE
- ▶ **COVID-19 Testing Enhancements:** Rapid testing for point of care, less than an hour to get results, Antibody testing
- ▶ **Antiviral Therapy:** Trials are ongoing

# Keep Updated

- ▶ [CDC COVID-19 Website](#)
- ▶ [NCDHHS COVID-19 Website](#)
- ▶ [Brunswick County Health Services COVID-19 Website](#)
- ▶ [News from Brunswick County Government](#)
- ▶ [Sign up for email updates on emergency situation news releases](#)
- ▶ [Brunswick County Social Media](#)
- ▶ [Emergency Alert Notifications \(phone calls, text, and/or emails\)](#)