



Date	Event Type
2025:	
January 27	Troon/St. James Holiday Party
Event Count:	1
February 27	OKI Citzen's Academy
Event Count:	1
March 1	Musical Bingo
March 7	Rehearsal Dinner
March 8	Wedding and Reception
March 14	Church Dinner
March 15	USCG Training Class
March 19-20	OKI Beautification Club Fundraiser
March 29	Beach Preservation Fundraiser
Event Count:	7
April 5	Wedding and Reception
April 12	Wedding and Reception
April 26	Wedding and Reception
Event Count:	3
May 2	Rehearsal Dinner
May 3	Wedding and Reception
May 10	Wedding and Reception
May 15 -16	Sea Turtle Training
May 17	Wedding and Reception
May 18	Wedding and Reception
May 23	Wedding and Reception
May 30	Wedding and Reception
May 31	Wedding and Reception
Event Count:	9
June 6	Wedding and Reception

June 7	Wedding and Reception
June 14	Wedding and Reception
June 20	Wedding and Reception
June 21	Wedding and Reception
June 24	Wedding and Reception
June 28	Wedding and Reception
Event Count:	7
July 1	Beach Day
July 12	Wedding and Reception
July 17	Wedding and Reception
July 24	Wedding and Reception
Event Count:	4
August 3	Birthday Party
Event Count:	1
Septebmer 6	Wedding and Reception
September 12	Wedding and Reception
September 13	Wedding and Reception
September 17 - 19	Art Class
September 20	Wedding and Reception
September 26	Rehearsal Dinner
Septebmer 27	Wedding and Reception
Event Count:	7
October 3	Art Auction
October 4	Wedding and Reception
October 10	Wedding and Reception
October 11	Wedding and Reception
October 12	Wedding and Reception
October 16	Wedding and Reception
October 17	Rehearsal Dinner
October 18	Wedding and Reception
Oct 20 - 24	Operation North State
October 25	Wedding and Reception
Event Count:	10
November 8	Wedding and Reception
November 15	Wedding and Reception
November 22	Wedding and Reception
Event Count:	3
December 6	Wedding and Reception

Town of Oak Island
2023/2024 FY Permits and Inspection
Report

2023/2024Permits	July	Aug.	Sept.	Oct.	Nov.	Dec.	Jan	Feb.	Mar.	Apr.	May	June	Totals
Single Family	21	25	23	17	20	14	13	18	24	24	18	14	231
Commercial	1	0	0	0	0	0	0	0	0	6	0	0	7
Comm. Repairs	3	3	4	2	1	3	5	0	3	0	2	1	27
Mobile Homes	0	0	0	0	0	0	0	0	1	0	0	0	1
Docks/Piers	3	0	2	4	5	1	2	5	3	1	4	4	34
Demo	3	4	2	2	2	4	1	0	3	3	3	1	28
E&G Development	16	33	10	22	24	10	25	25	19	31	19	11	245
Trade Bldg.	19	23	16	22	24	35	19	24	34	47	34	37	334
Electrical	103	149	114	93	103	118	137	115	101	128	147	117	1425
Mechanical	47	80	81	52	39	18	58	53	49	57	68	67	669
Plumbing	13	22	26	22	17	10	5	23	21	23	20	32	234
Plumb/Sewer Sys	0	1	1	0	3	1	0	1	1	1	1	1	11
Repairs/Additions	6	12	7	8	10	9	13	15	11	14	8	19	132
Fire	7	8	11	10	8	3	11	13	3	30	27	10	141
Zoning	26	57	31	44	50	26	74	70	90	101	68	62	699
Misc. Bldg.	6	21	8	11	16	10	20	16	9	19	14	7	157
Irrigation Meters	13	20	15	10	10	9	10	11	13	13	19	14	157
TOTAL PERMITS	287	458	351	319	332	271	393	389	385	498	452	397	4532
Total permits w/o Sewer System	287	457	350	319	329	270	393	388	384	497	451	396	4521
Total Inspections July 2023 / June 2024	1520	1581	1408	1381	1348	1277	1,381	1445	1763	1852	1768	1647	18371

Buidling permits FY 2023/2024 compared to FY 2022/2023 without sewer permits	3.01%
Building permits FY 2023/2024 compared to FY 2022/2023	2.79%
Sewer permits FY 2023/2024 compared to FY 2022/2023	-45.00%
Inspections FY 2023/2024 compared to FY 2022/2023	-12.82%
SFR permits FY 2023/2024 compared to FY 2022/2023	3.59%

2024/2025 FY Permits and Inspection Report

2024/2025Permits	July	Aug.	Sept.	Oct.	Nov.	Dec.	Jan	Feb.	Mar.	Apr.	May	June	Totals
Single Family	12	8	12	20	10	11	15	11	10				109
Commercial	0	0	2	0	1	0	0	0	0				3
Comm. Repairs	2	4	0	1	0	3	1	3	0				14
Mobile Homes	0	0	0	0	0	0	0	1	0				1
Docks/Piers	4	6	0	7	5	2	6	10	2				42
Demo	0	5	2	2	1	3	3	3	2				21
E&G Development	12	23	17	13	12	12	14	15	11				129
Trade Bldg.	49	23	31	30	19	33	25	24	20				254
Electrical	76	118	116	86	89	72	94	96	93				840
Mechanical	77	70	54	46	41	32	53	51	45				469
Plumbing	23	18	19	13	10	16	14	20	12				145
Plumb/Sewer Sys	0	0	3	0	0	1	1	2	0				7
Repairs/Additions	4	24	11	7	4	9	8	9	4				80
Fire	1	3	0	0	0	0	2	0	0				6
Zoning	81	32	55	87	68	46	68	137	115				689
Misc. Bldg.	10	7	12	9	10	8	5	17	12				90
Irrigation Meters	12	5	10	13	10	7	4	9	10				80
TOTAL PERMITS	363	346	344	334	280	255	313	408	336	0	0	0	2979
Total permits w/o Sewer System	363	346	341	334	280	254	312	406	336	0	0	0	2972
Total Inspections July 2023 / June 2024	1454	753	738	1503	696	708	664	787	791				8094

Buidling permits FY 2024/2025 compared to FY 2023/2024 without sewer permits	47.71%
Building permits FY 2024/2025 compared to FY 2023/2024	47.62%
Sewer permits FY 2024/2025 compared to FY 2023/2024	16.67%
Inspections FY 2024/2025 compared to FY 2023/2024	-4.94%
SFR permits FY 2024/2025 compared to FY 2023/2024	-9.17%



Oak Island Fire Department March Monthly Report 2025

March Responses (Types of Calls)

Total Department Unit Responses **210**
 Dispatched Structure fires **6 (1 in town)**
 Medical calls **82**
 Cardiac Arrest **3**
 Ocean Rescue **2**
 Fire Alarm **6**
 Motor Vehicle Accident **5**
 Lift Assist **27**



Unit Responses

Chief 180	25
Chief 181	15
Drone 184	10
Engine 171	76
Engine 173	46
Tower 161	18
QRV 191	20

Average arrival time for ALL CALLS	5 min 20 seconds
Average arrival time for Structure Fires in town	3 min 40 seconds
Average arrival time for Ocean Rescue Calls	7 min 23 seconds
Average arrival time for EMS calls	6 min 40 seconds
Average arrival time for Cardiac Arrest	3 min 40 seconds
Overlapping Incidents (calls at the same time)	19
Busiest Unit	Engine 171
Busiest day of the week	Saturday
Busiest Time of Day	4:00 pm
Staffing level average per day	7

Notices/Announcements

Ocean Rescue Academy April 14th – 18th

Combination of ORU/BSU

New Defib at Ball Complex

Move to AEMT level on April 1st

Ocean Rescue Save March 29th



Law, Oak Island PD - Monthly CFS Totals

Printed on April 1, 2025

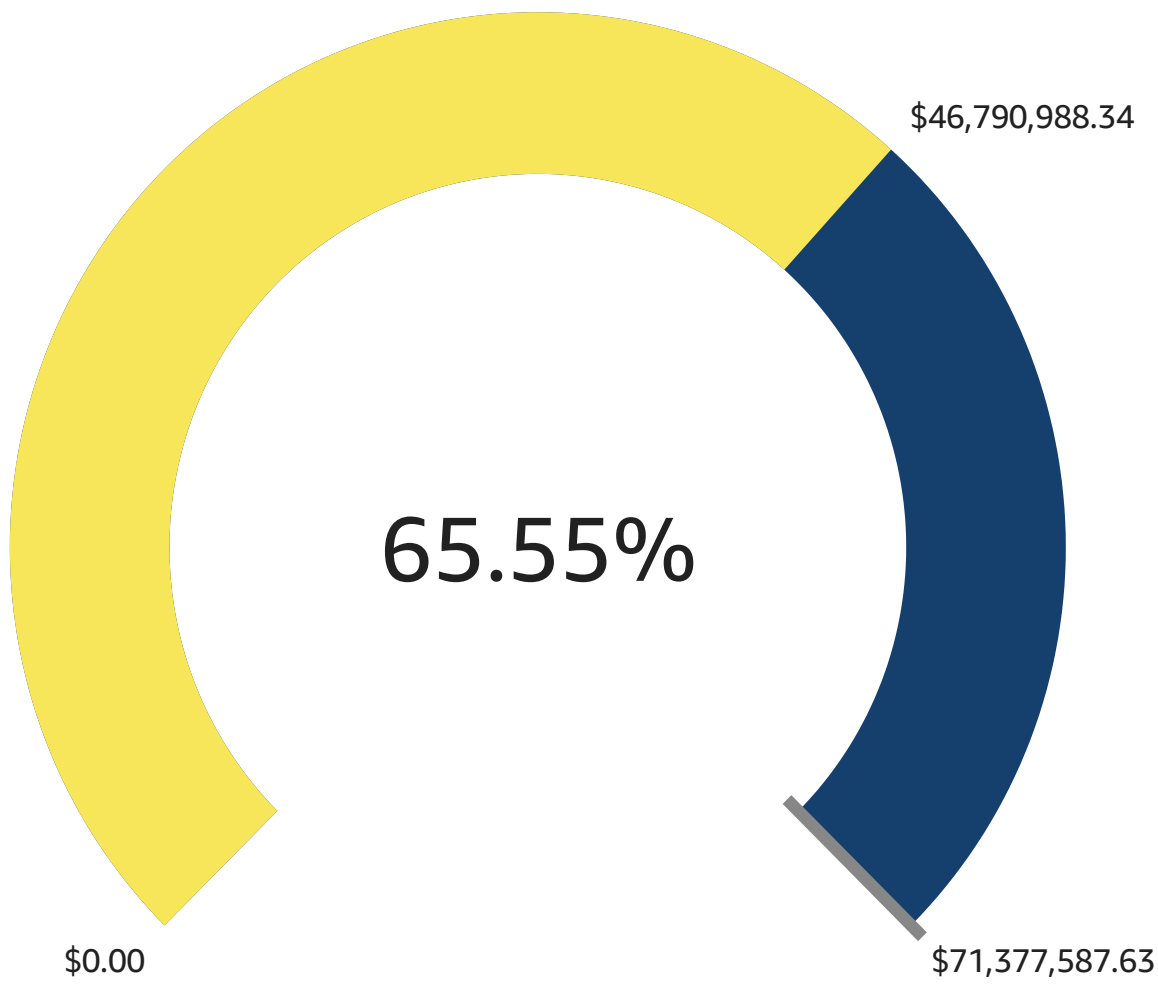
Code	Totals	
10-C-CHEST PAIN	2	2
10-D-CHEST PAIN	5	5
12-C-SEIZURE	1	1
13-C-DIABETIC	2	2
17-A-FALLS	11	11
17-A-GOOD INTENT	6	6
17-B-FALLS	11	11
17-D-FALLS	3	3
19-C-HEART PROBLEM	1	1
19-D-HEART PROBLEM	1	1
1-C-ABDOMINAL	1	1
21-B-HEMORRHAGE	2	2
22-D-INACCESS OR ENTRAP	1	1
23-B-OD INTENTIONAL	1	1
25-C-PSYCH VIOLENT	1	1
26-A-SICK	7	7
26-C-SICK	6	6
26-SICK	1	1
28-C-STROKE	2	2
29-B-MVA	5	5
2-D-ALLERGIES	1	1
30-A-TRAUMA	2	2
30-B-TRAUMA	1	1
30-D-TRAUMA	2	2
30-TRAUMA	1	1
31-A-UNCONS FAINT	1	1
31-C-UNCONS FAINT	2	2
31-D-UNCONS FAINT	5	5
32-B-MEDICAL ALARM	3	3
32-B-UNK PROBLEM	2	2
32-D-UNK PROBLEM	1	1
34-B-ACN	1	1
37-A-INTERFACILITY	1	1
4-B-ASSAULT	1	1
52-B-SINGLE RESD FIRE ALARM	5	5
52-C-COMM IND FIRE ALARM	1	1
53-A-LIFT ASSIST	9	9
53-B-LOCKED IN VEH	1	1
5-A-BACK PAIN	2	2

Code	Totals	
67-A-OUTSIDE FIRE	1	1
67-A-OUTSIDE FIRE ENDANGER	1	1
67-B-OUTSIDE FIRE	1	1
68-C-SMOKE INVESTIGATION	1	1
69-D-SINGLE RESD STRUCTURE FIRE	1	1
69-E-SINGLE RESD STRUCTURE FIRE	2	2
6-C-BREATH PROBLEM	2	2
6-D-ASTHMA PROBLEM	1	1
6-D-BREATH PROBLEM	1	1
6-D-COPD PROBLEM	3	3
72-D-COASTAL WATER RESCUE	2	2
82-C-BRUSH FIRE	1	1
82-C-ILLEGAL BURN	1	1
911 HANG UP	4	4
9-ARREST	1	1
9-E-ARREST	3	3
ABANDONED VEHICLE	1	1
ALARM	27	27
ANIMAL CONTROL	25	25
ASSIST OTHER - EMS	3	3
ASSIST OTHER - FIRE	1	1
ASSIST OTHER - LAW	3	3
ATTEMPT TO LOCATE	15	15
CALL BY PHONE - LAW	50	50
CARELESS & RECKLESS	11	11
CRIME IN PROGRESS	1	1
DISABLED MOTORIST	13	13
DISTURBANCE	13	13
DOMESTIC	9	9
DRUNK DRIVER	2	2
ESCORT	3	3
FIREWORKS	1	1
GIVE SUBJECT RIDE	1	1
HIT AND RUN NON-INJURY	10	10
IMPROPERLY PARKED VEHICLE	10	10
INTOXICATED SUBJECT	1	1
INVESTIGATE NARCOTICS	1	1
INVESTIGATION - LAW	12	12
JUVENILE OUT OF CONTROL	1	1
LOST FOUND PROP	2	2
LZ SETUP	1	1
MEET WITH COMPLAINANT	18	18
MENTAL PATIENT	1	1
MESSAGE DELIVERY	4	4
MVA NON-INJURY	17	17
NOISE	7	7

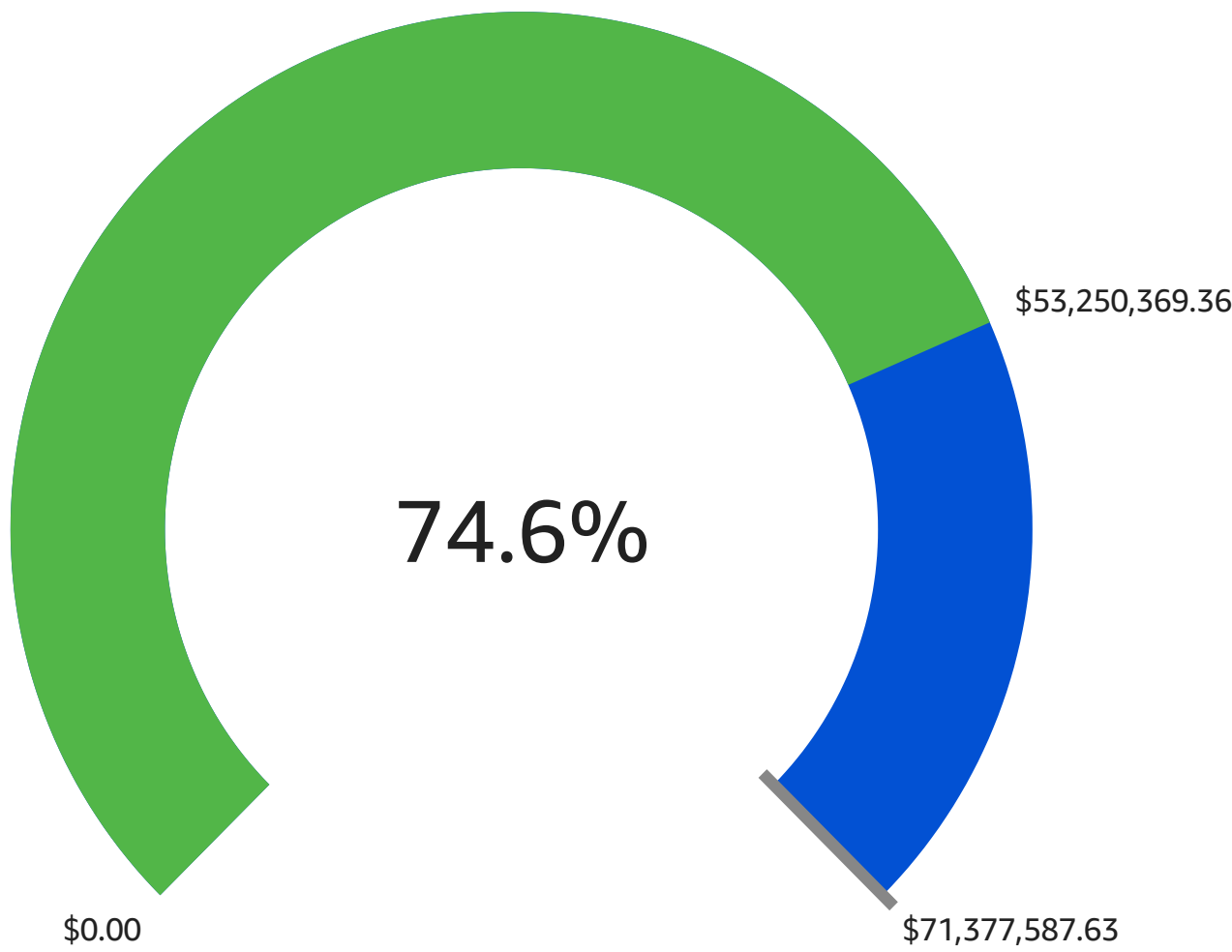
Code	Totals	
OPEN DOOR	6	6
SPECIAL CHECK	1580	1580
SUBJECT IN CUSTODY	1	1
SUSPICIOUS VEHICLE OR SUBJECT	22	22
TAKE WRITTEN REPORT	20	20
TRAFFIC STOP	278	278
TRESPASSERS	5	5
WARRANT SERVICE	5	5
WATER PROBLEMS	2	2
WELFARE CHECK	12	12
	12	12
Totals	2345	2345

Town of Oak Island Monthly Financial Report

2025 Budget vs Expense (Enc/Req included based on above controls)



2025 Anticipated (Blue) vs Revenue (Green)



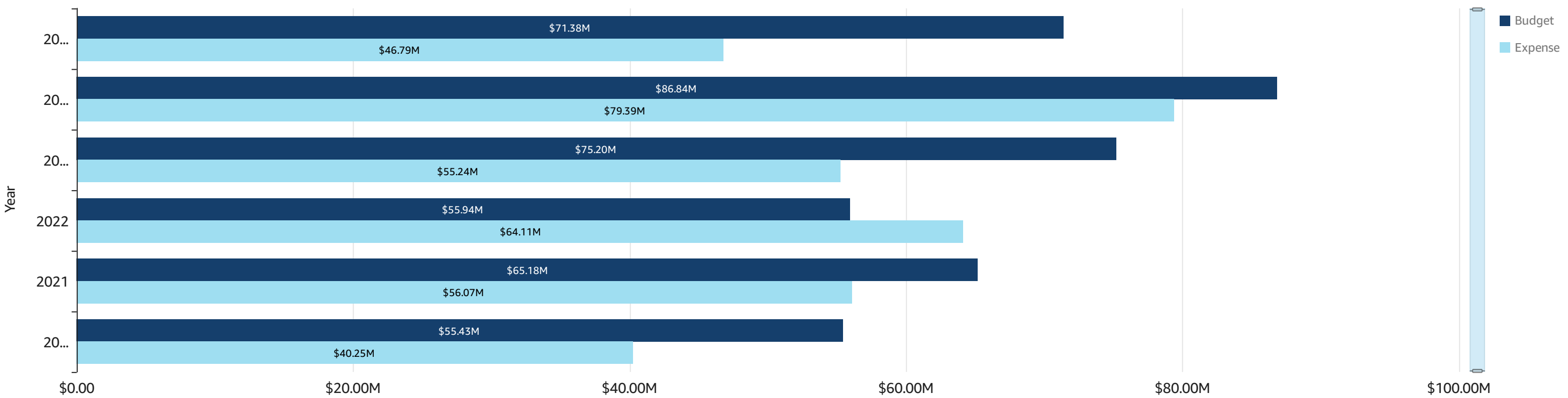
2025 YTD Expense

Fund	Budget	Expended	Balance	Percent..
10 - General Fund	\$23,652,962.74	\$14,661,641.20	\$7,343,841.55	68.95%
30 - Water Fund	\$5,773,252.66	\$3,888,663.94	\$1,680,666.03	70.88%
31 - Wastewater Fund	\$16,371,958.66	\$7,431,735.78	\$8,344,242.80	49.03%
32 - Stormwater Fund	\$1,702,792.26	\$577,436.49	\$888,212.38	47.83%
35 - Solid Waste Fund	\$2,109,290.00	\$1,888,479.89	\$204,729.54	90.29%
38 - Oak Island Par 3 Golf Course	\$547,000.00	\$327,197.42	\$209,771.98	61.65%
39 - Sewer Fee District Fund	\$7,219,200.00	\$7,219,200.00	\$0.00	100.00%
40 - Sewer Assessments	\$1,000,000.00	\$1,000,000.00	\$0.00	100.00%
45 - Special Revenue-...	\$2,626,500.00	\$2,337,645.36	\$271,597.30	89.65%
46 - Special Revenue-Beach Tax ...	\$1,750,000.00	\$1,550,000.00	\$200,000.00	88.57%
47 - Beach Renourishment Projec...	\$6,659,800.00	\$914,178.74	\$4,792,937.95	28.03%
49 - Pier Complex Fund	\$575,515.00	\$378,448.60	\$190,374.58	66.92%
50 - Parking Services Fund	\$1,009,492.31	\$912,173.82	\$80,401.18	92.03%
72 - Capital Reserve Fund	\$379,824.00	\$0.00	\$379,824.00	0.00%
Total	\$71,377,587.63	\$43,086,801.24	\$24,586,599.29	65.55%

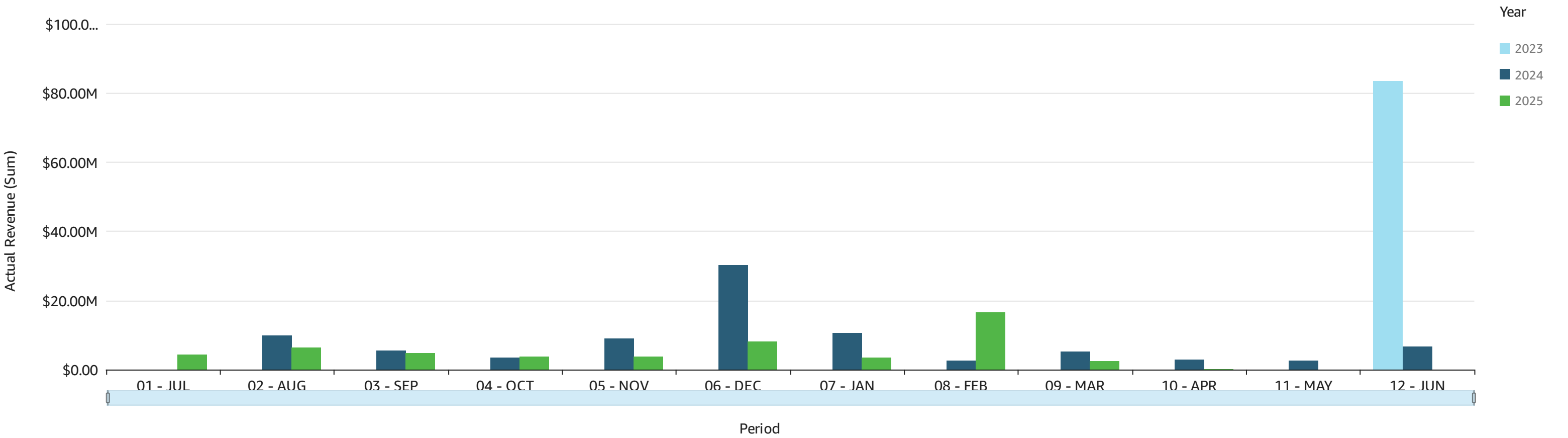
2025 YTD Revenue

Fund	Anticipated	Actual	Balance	Percent...
10 - General Fund	\$23,652,962.74	\$16,508,735...	-\$7,145,938.28	69.79%
30 - Water Fund	\$5,773,252.66	\$4,140,615.81	-\$1,633,228.85	71.72%
31 - Wastewater Fund	\$16,371,958.66	\$13,660,463...	-\$2,715,995.56	83.43%
32 - Stormwater Fund	\$1,702,792.26	\$819,659.85	-\$883,132.41	48.13%
35 - Solid Waste Fund	\$2,109,290.00	\$1,752,514.82	-\$356,775.18	83.08%
38 - Oak Island Par 3 Golf Course	\$547,000.00	\$529,574.13	-\$17,425.87	96.81%
39 - Sewer Fee District Fund	\$7,219,200.00	\$4,581,429.00	-\$2,637,771.00	63.46%
40 - Sewer Assessments	\$1,000,000.00	\$0.00	-\$1,000,000.00	0.00%
45 - Special Revenue-...	\$2,626,500.00	\$2,727,701.08	\$101,201.08	103.85%
46 - Special Revenue-Beach Ta...	\$1,750,000.00	\$1,814,907.30	\$64,907.30	103.70%
47 - Beach Renourishment ...	\$6,659,800.00	\$5,112,975.11	-\$1,546,824.89	76.77%
49 - Pier Complex Fund	\$575,515.00	\$367,587.97	-\$207,927.03	63.87%
50 - Parking Services Fund	\$1,009,492.31	\$914,485.23	-\$95,007.08	90.58%
72 - Capital Reserve Fund	\$379,824.00	\$319,720.00	-\$60,104.00	84.17%
Total	\$71,377,587.63	\$53,250,369...	-\$18,134,021.77	74.60%

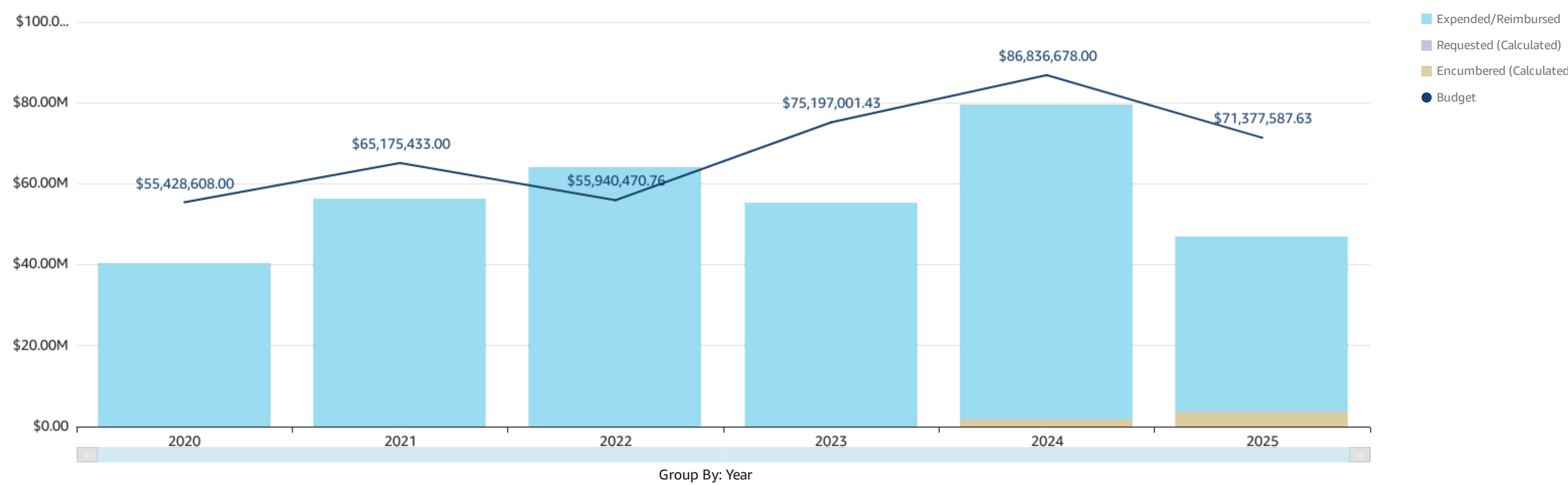
Budget vs Expense (Enc/Req included based on above controls) by Year



Anticipated YTD Revenue by Year and Period



Expense Breakdown by Year



Public Works Department Monthly Report
MARCH 2025
62 TOTAL RECORDED WORK ORDERS FOR MARCH

SOLID WASTE

2-24-2025 THRU 3-9-2025.

LAST TUB GRINDING FINISHED AROUND 1/17/2025.

LEAVES IN ZONE 1, BRUSH IN ZONE 1

BRUSH & LEAVES ON SCHEDULE IN ZONE 1

WEEKLEY DUTIES: CONVENINECE SITE CLEANUP, VEHICLE MAINTENANCE & SPECIAL HAULING FOR TOWN PROJECTS.

EQUIPMENT:

MAINTENANCE ON LOADER ST12 & SW1 & SW2 & SW7 & SW8 & SW10 & SW9 & SW10

REPAIRING THE LOADER AND ADD NEW STEEL TO THE BUCKET & WELDING IN PLACE IS NOW COMPLETED.

SPECIAL PICK UP'S:

NE 66 STREET PICK UP BRUSH FOR THE STREET DEPARTMENT

HAULED 3 LOADS TO THE LANDFILL

PICK UP BRUSH FROM THE OPERATIONS DEPARTMENT

PICK UP BRUSH NEAR THE CAR WASH ON LONGBEACH ROAD

HAULED BRUSH OUT OF BILL SMITH PARK FROM THE CLEAN UP PROJECT

HAULED MULCH TO BILL SMITH PARK

BRUSH & LEAVES FOR THE UPCOMING TUB GRINDING BY AMERICAN PROPERTY EXPERTS.

BRUSH - 227 LOADS – 5,675 YDS

LEAVES – 129 LOADS – 3,225 YDS

3-10-2025 THRU 3-23-2025.

LAST TUB GRINDING FINISHED AROUND 1/17/2025.

LEAVES IN ZONE 2, BRUSH IN ZONE 2

BRUSH & LEAVES ON SCHEDULE IN ZONE 2

WEEKLEY DUTIES: CONVENINECE SITE CLEANUP, VEHICLE MAINTENANCE & SPECIAL HAULING FOR TOWN PROJECTS.

EQUIPMENT:

MAINTENANCE ON LOADER ST12 & SW1 & SW2 & SW7 & SW8 & SW10 & SW9 & SW10

LOADER MAINTENANCE

SPECIAL PICK UP'S:

PICK UP METAL & TIRES FOR THE MAINTENANCE DEPARTMENT & HAULED TO THE LANDFILL.

HAULED SEVEN LOADS IN THE LANDFILL.

MCGLAMERY BEACH ACCESS & HAULED BORADS TO THE AIRPORT SHOP.

3700 EAST OAK ISLAND DRIVE A SMALL TREE FOR OPS DEPT.

4300 EAST HOLLY & HAULED TWO TREES FOR OPS DEPT.

304 EAST YACHT DRIVE & HAULED ONE TREE FOR OPS DEPT.

BRUSH & LEAVES FOR THE UP COMING TUB GRINDING BY AMERICAN PROPERTY EXPERTS.

BRUSH - 270 LOADS – 6,750 YDS
LEAVES – 147 LOADS – 3,675 YDS

FACILITIES

March 1-31

- 1-unstopped toilet at T.H.
- 2-repaired urinal at 52nd
- 3-fixed sink enclosure at 52nd
- 4-replaced and repaired sheetrock at P.W.
- 5-Painted door and wall at P.W.
- 6-Put wheels on podium at T.H.
- 7-repaired fishing T at 52nd
- 8-put curtain on podium at T.H.
- 9-repaired side of building at NE 19TH sewer station and painted
- 10-replaced cleats on dock at 55thboat ramp
- 11-took furniture from T.H. to Midway storage
- 12-removed hand sanitizer from T.H.
- 13-took all of junk from contractor at T.H. to airport road to store
- 14-fixed desk
- 15-put door lock on back door at P.W.
- 16-hung pictures at T.H.
- 17-replaced ceiling tiles at P.D.
- 18-removed rat trap from P.D.
- 19-replaced long hydrant at the end of pied
- 20-cleaned grilles and filters at Rec center
- 21-repaired window at Rec center
- 22-put new window blinds at office at P.W. building
- 23-put stormwater office together at T.H.
- 24-put a 4x6 piece on 20th street crossover for new light
- 25-put a cork board up at P.W. for Brick
- 26-repaired office chair at T.H.
- 27-fixed door at fire station 2 from dragging
- 28-cut mobi mats for beach access
- 29-moved filing cabinets at T.H.
- 30-fixed roll up door at golf course
- 31-picked up desk at midway storage and brought to office
- 32-tried to level up floating dock at nature park at 52nd

OPERATIONS

3-10-2024 THRU 3-23-2025

DAILY DUTIES – GENERAL GROUNDS MAINTENANCE; TRASH PICKUP AT PARKS; TRIMMING; TREATING; MOWING.

WEEKLY DUTIES – CLEARING HANDICAP MATS/WALKWAYS; CONVENIENCE SITE MANAGEMENT; BALLFIELD PREP FOR PLAY; 46TH ST. PARK TRASH CANS EMPTYING; BLOW OFF AROUND THE NATURE CENTER & MALCOLM REGISTER PARK.

CUT DOWN A SMALL DEAD TREE HANGING OVER EAST HOLLY & HAD GRAPPLE TRUCK COME BY TO REMOVE ALL DEBRIS. WIND & RAINSTORM ON SUNDAY 3/16 & HAD TO CLEAN UP AFTERWARDS ON MONDAY. USED THE GOLF COURSE MAINTENANCE CART 3/11 & 3/12 TO SPRAY ROUND UP AT ALL BEACH ACCESSSES & PARKS & TOWN BUILDINGS AROUND MIDDLETON PARK. DEAD CAT IN OAK DRIVE NEAR BARBEE STREET & PICKUP AND REMOVE. INSTALLED TWO SOCCER GOAL NETS & ONE BASKETBALL NETS FOR REPLACEMENTS. EDGING AROUND MIDDLETON PARK SIDEWALK AND THEN BLOW OFF. POLESAW CUTTING NE 3RD & E. YACHT & SE 9TH WALKOVER & SE 46TH STREET SIDEWALK AREA.

TWO DEAD TREES CUT DOWN AT 304 EAST YACHT & SE 37 STREET & OKI DRIVE & GRAPPLE REMOVED BOTH.

REBUILT BOARDWALK AT MC GLARMERY BEACH ACCESS GOING TO THE SHOWER TOWER & USED NEW 4X4'S AND DECKING BOARDS. REMOVED ALL DEBRIS TO THE AIRPORT SHOP.

WORK ORDER COMPLETION - WO #PW-02227 - 512 NORTON - POLE # - WO #PW-02235 - NE 70 - TREE - WO #PW-02236 - TH - CART - WO #PW-230 NE 46 - DEAD TREE - REMOVAL - WO #PW-02250 - 6600 WEST BCH - TIRES -

DIRECTOR/ADMINISTRATIVE

DIRECTOR DUTIES – ATTENDANCE OF MEETINGS (BI-WEEKLY STAFF, MONTHLY PARKS ADVISORY & MONTHLY BEACH PRESERVATION MEETINGS)

ADMIN DUTIES – 94 PHONE CALLS TAKEN; 9 VISITORS IN OFFICE; 55 REGULAR WORK ORDERS; 7 FLEET WORK ORDERS

STORMWATER

MARCH 10 UNTIL March 21, 2025

SHOP MULTIPLE DAYS (FABRICATION FOR TRUCKS)

LANDFILL

MARKOUT 2ND PLACE WEST

811 LOCATES

EAST DOLPHIN & 19 PL. PIPE AND DITCH INSTALLATION (MULTIPLE DAYS)

NW21 DITCH

NW18 WASHOUT

NE64 WASHOUT

228 WEST DOLPHIN MEETING WITH RESIDENT

EAST YACHT DITCHES (MULTIPLE DAYS)

1301 EAST YACHT MEET WITH RESIDENTS AND RESOLVED PROBLEM AREA

WEST YACHT DITCHES (MULTIPLE DAYS)

VEHICLE MAINTENANCE

March 2025		
Department Reach Via Facebook		
	New Followers	214
	Overall Followers	15k
	View	358K
	Link Clicks From Individual Profiles	429
	Shares	3,455
	Reactions	2,983
	New Page Likes	95
	Over All Page Links	13k
	Post Reach	77,404
	Comments	101
Department Reach Via Instagram		
	Post Reach	4.6k
	content interactions	1.1k
	Profile visits	36
	New followers	57
	Photo Views	35.6k
	Over all followers	717
Community Resource Center Programs		
	Nutrition Lunch	440
	Bingo	113
	Mardi Gas Celebration	31
	Scarf/ Tie Day	13
	Craft Day	9
	Blood Pressure Checks	18
	Bingo in Shallotte	5
	Health Care Solutions	16
	St. Patty's Day Party	29
	BSRI Southport Presentation	11
	Monthly Birthday Party	28
	Excursions	31
	BCC Salon Services	7
	Disney Character Day	6
	Trivia	10
	Chair Chi	36
Island activites all ages		
	Strides walking Club	12
	Between the lines book club	10

	Floral Arrangement Class	12
	March Craft Class	6
Seasonal Sites	Oak Island Ocean Ed Center Visitors	0
	Oak Island Nature Center Visitors	0
Recreation Center		
Fitness classes	Community Yoga	71
	Senior Yoga	140
	Yoga For Balance	57
	Chair yoga	20
	Barre	11
	Quigon	15
	Total Body Blast	0
	Silver Sneakers Stability w/ Mary Beth	57
	Silver Sneakers w/ Susan	149
	Sculpt & Flow Yoga	14
	Mature Aerobics	203
	Silver Sneakers Circuit w/ Maggie	111
	Cardio & Weight Rooms	2,323
	Silver Sneakers Members	181
Rentals		
	Kayak Rental	0
	Picnic Shelters	1
	Room rentals at rec center	10
	Room rentals at Community Center	1
	Wheelchair Rental	7
Clubs		
	Quilting Club	112
	Feral Cat club	11
	Oak Island Art Guild	15
	Girl Scout Troup	21
	Line Dancing	221
	Table Tennis	27
Market, festivals, Special events		
	Sprnig Fling attendance	4,778
	Spring Fling Food Venros	17
	Spring Fling Artisan Vendors	116
	Spring Fling Kid Zone	277
	RipRide Rally Skate Attendance	100
	RipRide Rally Skate Participants	20

	Art Show Reception attendance	200
	Art Show Artist	35
Excursions		
Lake Waccamaw State Park		11
		0
Sports		
		0



Oak Island Police Department

4621 East Oak Island Drive • Oak Island, N.C. 28465

Charles A. Morris II, Chief



Date: March 1, 2025 – March 31, 2025
To: Chief C. Morris
Subject: Community Policing Involvement Report
From: CRO Joe Trahey

This month marked an important transition in our Community Policing Resources as Officer Joe Trahey officially assumed the role of Community Resource Officer (CRO). We extend our gratitude to Theresa and Sara for their continued dedication as vital members of our community policing team. During this transition period, Administrative Assistant Tickle and Edge have maintained continuity of our community programs while supporting Officer Trahey in his new role.


March 2, 2025, Officers Shine at Polar Plunge Event, Ensuring Safety and Community Connection.

The Polar Plunge at Rusty Hooks was a thrilling success, with brave participants taking the icy plunge for a great cause. Keeping the event safe and enjoyable were Officers Joe Trahey, Osborne, and Sasser, who provided a strong yet friendly presence throughout the day.

Dedicated to maintaining a secure environment, the officers monitored the smaller venue and ensured smooth operations. Beyond their safety duties, they took time to engage with attendees, building positive rapport with the community. Their approachable demeanor and willingness to interact with participants and organizers helped reinforce trust and camaraderie between the Oak Island Police Department and the public.

Events like the Polar Plunge highlight the importance of community partnership, and the officers exemplified what it means to serve with professionalism and warmth.

Great job to all involved—your efforts made this event a safe and memorable experience!



March 7, 2025, met with a dedicated community contributor to finalize details for the upcoming "Coffee with a Cop" event, now scheduled for April 17, 2025, at Jumping Java. This casual forum will foster open dialogue between officers and residents in a welcoming setting.



Oak Island Police Department

4621 East Oak Island Drive • Oak Island, N.C. 28465

Charles A. Morris II, Chief



March 7, 2025 – Exciting plans are underway for the **3rd Annual Police & Fire vs. Coast Guard Softball Game!**

We met with U.S. Coast Guard representatives to coordinate this highly anticipated community event, which fosters camaraderie and positive engagement between law enforcement, military personnel, and local residents. This event is scheduled for May 4, 2025, at 2 pm.

This friendly competition not only builds teamwork but also strengthens the bond between our agencies and the community we serve. Stay tuned for game details -- it's sure to be a home run of fun and fellowship! Also contacted two vendors for the event, Kona Ice and Johnny Cheeseheads.

Strengthening Partnerships: U.S. Coast Guard Softball Collaboration

March 17, 2025, coordinated with the Fire Department to discuss logistics and safety plans for the **Public Safety Camp** on June 6, 2025. This interactive event will educate youth on emergency preparedness and strengthen trust with first responders.

March 22, 2025, Spring Fling at Middleton Park A Success Thanks to Community Engagement.

The annual Spring Fling at Middleton Park was a vibrant celebration of community spirit, bringing together families, vendors, and local organizations for a day of fun and connection. Among the many contributors to the event's success was Officer Al Barnes, who played a key role in ensuring a safe and welcoming environment for all attendees.



Officer Barnes actively engaged with the crowd, walking through the park to maintain a visible and reassuring presence. His approachable demeanor helped foster positive interactions with vendors and attendees alike, strengthening the bond between the Oak Island Police Department and the community it serves. By establishing a visual liaison, Officer Barnes not only promoted safety but also reinforced the department's commitment to community-oriented policing.



Oak Island Police Department

4621 East Oak Island Drive • Oak Island, N.C. 28465

Charles A. Morris II, Chief



Events like the Spring Fling highlight the importance of collaboration between law enforcement and the public. Officer Barnes' participation exemplified how proactive engagement can enhance trust and create a more secure, enjoyable experience for everyone.

Great work, Officer Barnes, and thank you to all who made this event a success!

Community Engagement Highlights – March 2025

This month, I focused on strengthening partnerships and planning impactful public safety initiatives through key meetings and collaborative efforts:

1. Faith-Based Leader Meetings

Church Leader Meetings, connected with multiple faith-based community leaders throughout March to explore ways to enhance safety outreach and support neighborhood initiatives.

2. Internal Policy Meetings

Event Policy Planning, attended several internal meetings to review and refine policies for upcoming community engagements, ensuring seamless execution and meaningful impact.

These efforts reflect our commitment to proactive community policing—building trust through visibility, collaboration, and shared goals. Looking forward to bringing these plans to life!

Looking Ahead 2025 Agenda:

- **Upcoming Events:**
 - April 12, 2025: Easter Events, Bill Smith Park
 - April 12, 2025: Wings and Wheels, Cape Fear Jetport
 - April 26, 2025: Earth/Arbor Day Middleton Park
 - May 4, 2025: Police & Fire vs. Coast Guard Softball Game
 - May 15, 2025: Hurricane Preparedness Event
 - May 17, 2025: Coffee with a Cop
 - June 6, 2025: Public Safety Camp

These initiatives reflect the Oak Island Police Department's dedication to proactive engagement, safety education, and partnership building.