

TOWN OF OAK ISLAND
COMMUNITY SURVEY

INFOGRAPHIC REPORT 2023



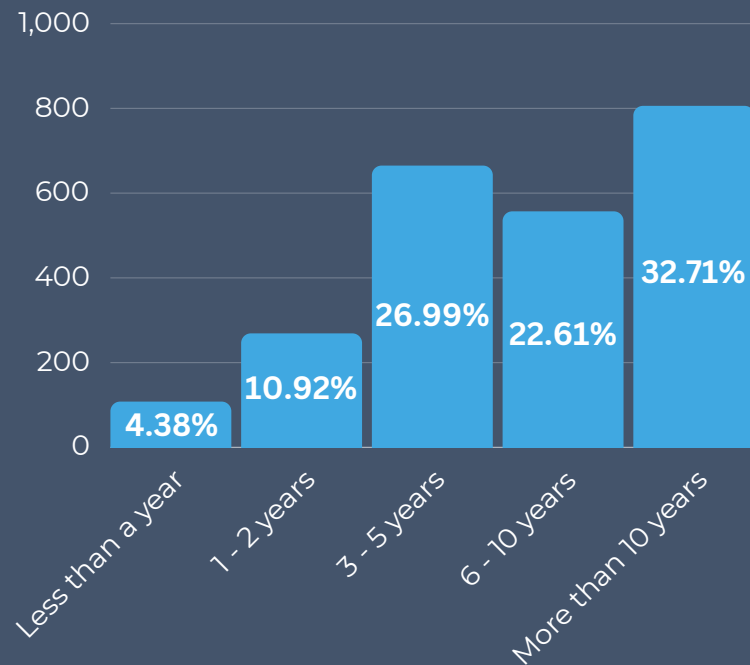
TABLE OF CONTENTS

WHO TOOK THE SURVEY?	1
QUALITY OF LIFE	2
ORGANIZATIONAL EXCELLENCE	3
SAFE COMMUNITY	4
RECREATION	5
COMMUNITY DEVELOPMENT	6
GROWTH AND NATURAL RESOURCES	7
TRANSPORTATION	8
TOP PRIORITIES	9

Who Took the Survey?

The survey was open to anyone to participate online. The goal was to obtain completed surveys from at least 400 residents. A total of 2,264 surveys were completed.

Time Living in Oak Island



Home Ownership

96%



Own

3%

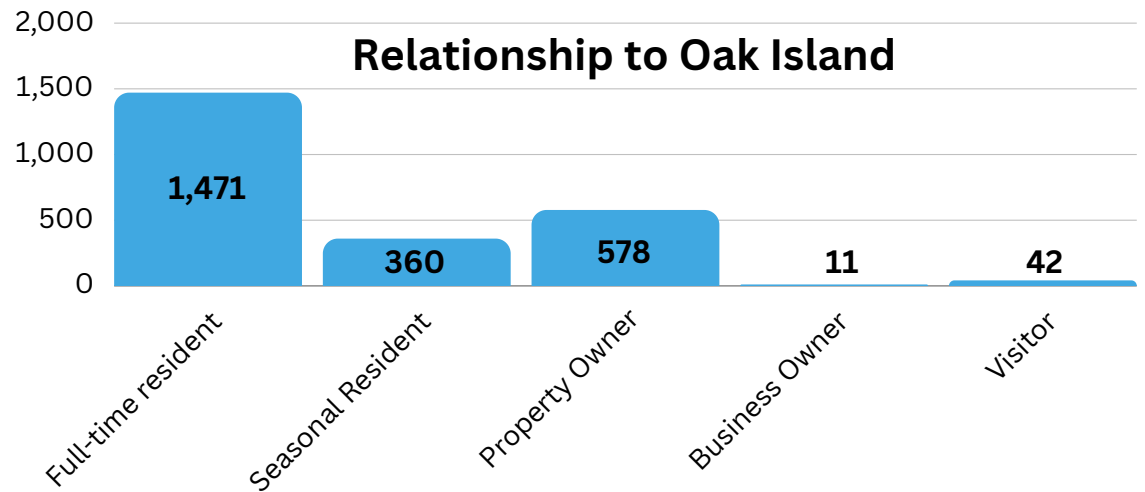


Rent

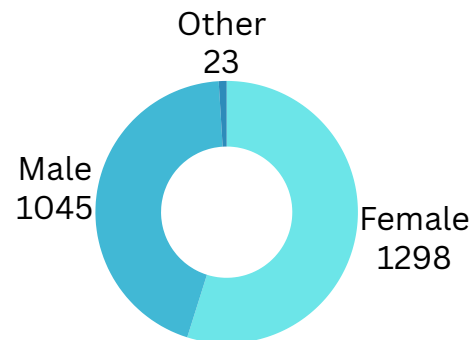
1%



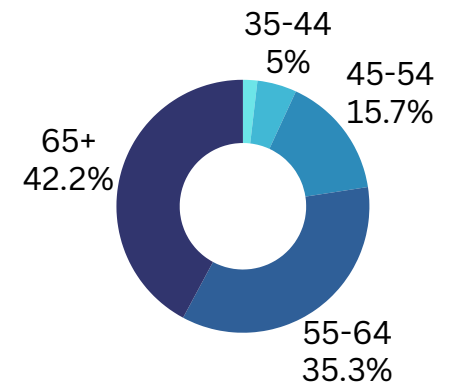
Other



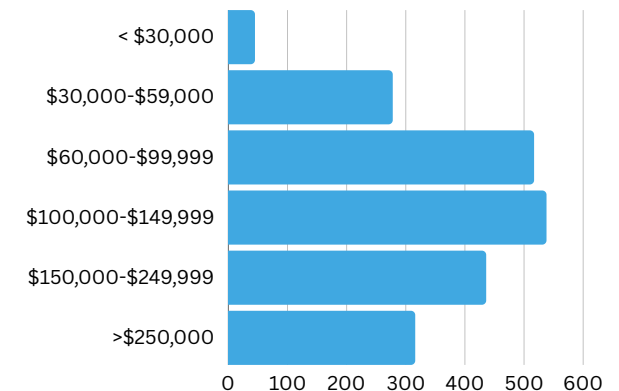
Gender



Age



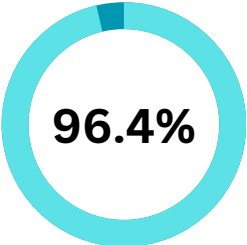
Annual Household Income



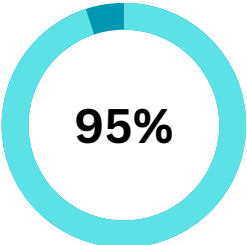
Overall Quality of Life in the Town

Top Areas

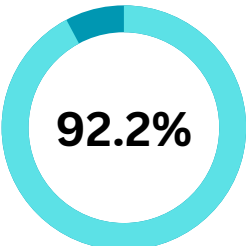
Overall quality of life



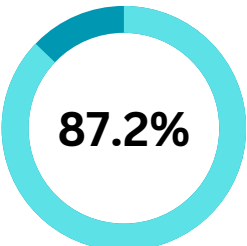
As a place to live



As a place to retire



Overall image



Areas for Improvement

% 2023

As a place to work

43.67%

As a place to raise kids

66.02%



85%

Would recommend Oak Island to
someone who asks

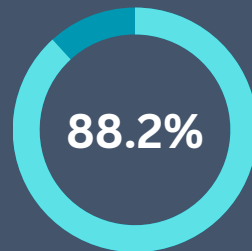
Organizational Excellence

Top Areas

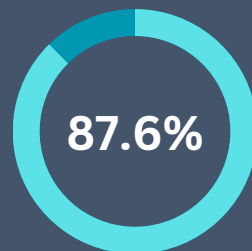
Ease of Paying a
Town Utility Bill



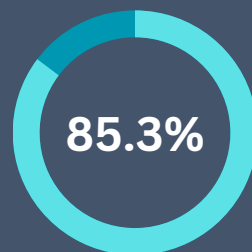
Quality of customer
service you receive
from Town Employees



Overall quality of
services provided by
the Town of Oak
Island



Your ability to access
the information you
need about the Town



Areas for Improvement

% 2023

Area	% 2023
Effectiveness of Town communication with the public	77.43%

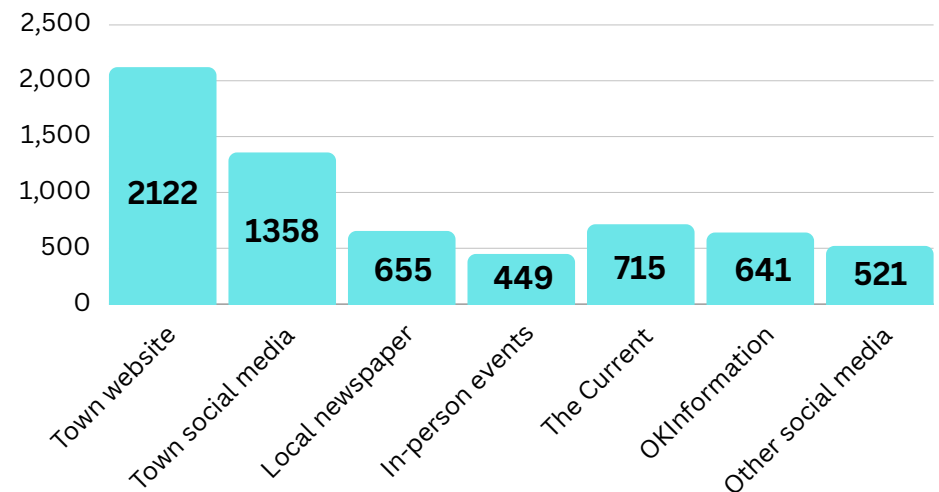
Ease of contacting Town employees	79.79%
-----------------------------------	--------

Ease of making a service request	80.67%
----------------------------------	--------

Ease of locating on the Town's website	82.36%
--	--------



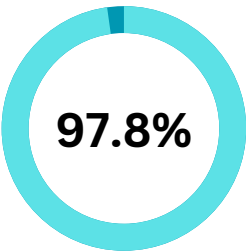
Preferred Sources of Information



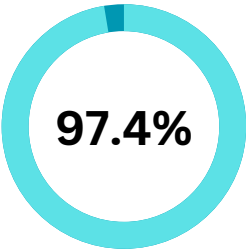
Safe Community

Top Areas

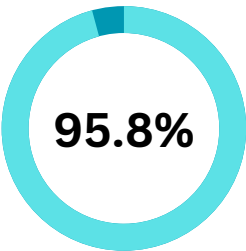
Overall relationship
with fire department
and the community



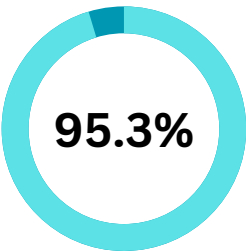
Quality of Fire
Services



Quality of Police
Services



Overall relationship
with police department
and the community



Frequency (in the last year)	% 2023
Had contact with Fire Dept.	4.28%
Had contact with Police Dept.	7.2%

Recreation

Top Areas

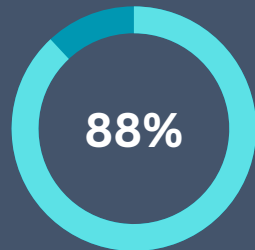
Cost of recreational programs in the Town



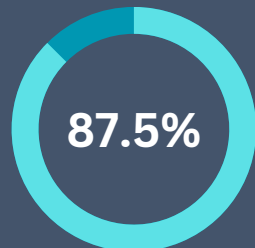
Quality of Town parks



Availability of recreation programs



Quality of recreational programs



Areas for Improvement

% 2023

Availability of information about recreational programs and events

84.39%



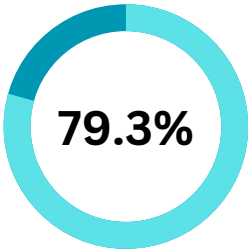
57%

Have participated in a Town recreation program or event in the last year

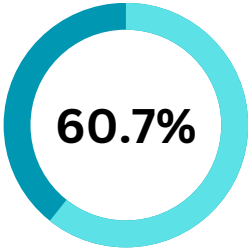
Community Development

Top Areas

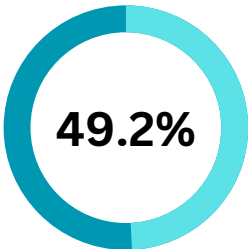
Local economy



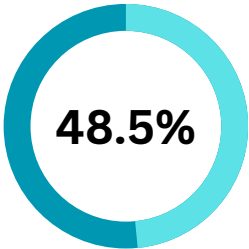
Town's efforts to promote and assist small businesses



Town's efforts to promote and assist public/private partnerships



Town's efforts to promote and assist entrepreneurship



Areas for Improvement	% 2023
Enforcement of Town ordinances	45.95%
Overall experience with Development Services	47.63%

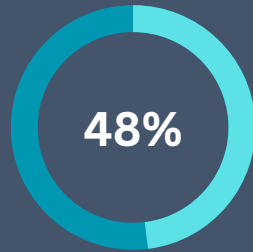


Growth and Natural Resources

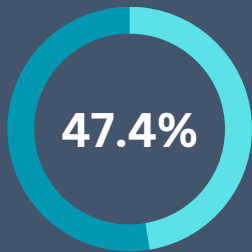
Overall quality of water and sewer services



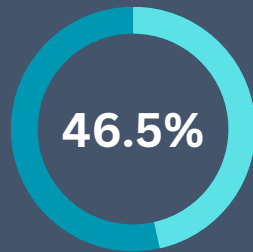
Overall management of public stormwater runoff, drainage, flood control



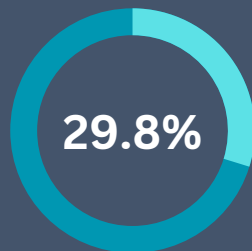
The Town's effort to protect natural resources



Overall quality of new development



How well the Town is managing growth



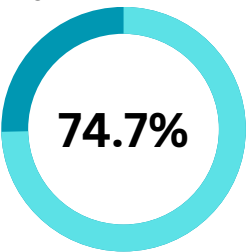
90%

Visited an Oak Island beach in the last year

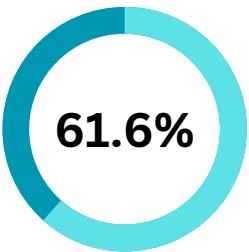


Transportation

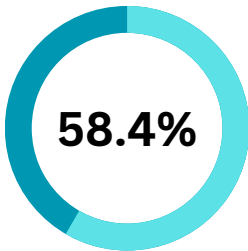
Ability to predict travel time to places in Town



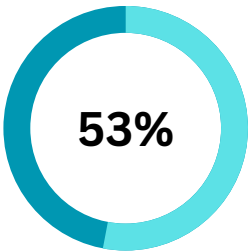
Ease of walking places in Town



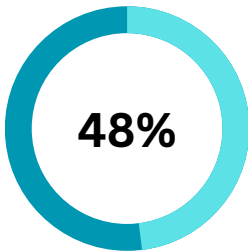
Overall traffic flow in Town



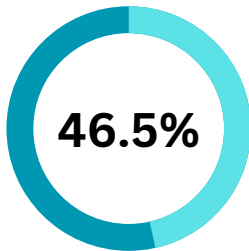
Availability of parking



Overall condition of Town sidewalks



Ease of biking places in Town



Areas for Improvement	% 2023
Availability of bicycle lanes	17.57%
Availability of EV charging	22.32%
Overall maintenance of Town streets	39.85%
Availability of sidewalks	42.84%



69%
Biked or walked instead of driving in the last year

Top Priorities

1. Growth/Development

Mentioned in various forms such as managing growth, controlling growth, slowing growth, and concerns about oversized houses.

2. Infrastructure/Roads

References to road paving, street maintenance, sidewalk improvements, and overall infrastructure development.

3. Beach Preservation/Nourishment

Issues related to protecting and preserving the beaches including renourishment efforts.

4. Recreation Center

Calls for improved community facilities, including recreation center, pools, and public parks.

5. Pedestrian Safety/Crosswalks/Sidewalks

Concerns about safety for pedestrians, the need for crosswalks, and the improvement of sidewalks.



6. Environmental Protection

Calls for protecting the environment, preserving trees, and addressing climate change impacts.

7. Parking

Discussions about paid parking, its impact on residents, and potential changes to parking policies.

8. Taxes

Concerns about property taxes, utility costs, and efforts to lower tax burdens.

9. Water and Sewer

Mention of concerns related to water and sewer bills, water quality, and sewer system.

10. Traffic/Speed Limits

References to traffic issues, speeding concerns, and suggestions for managing traffic flow.

