

**Town of Oak Island
Pier Complex
November 2023**

Pier/Pier House

Number of people fishing: 799

801 Ocean

Events:

November 3	Wedding and Reception
November 4	Wedding and Reception
November 9-11	Arts by the Shore
November 14	OKI Beautification Club Meeting
November 16	Chamber of Commerce Event
November 18	Wedding and Reception
November 19	Wedding and Reception
December 2	Wedding and Reception
December 8	Holiday Party
December 9	Holiday Party
December 10	Holiday Party
December 16	Birthday Party
December 30	Anniversary Celebration
December 31	Wedding and Reception
2024	
January 13	Coast Guard Class
January 27	Coast Guard Class
January 29	Business Event
February 3	Women's Expo
February 10	Birthday Party
February 16	Rehearsal Dinner
February 17	Wedding and Reception
March 9	Wedding and Reception
March 14	Wedding and Reception
March 20	OKI Beautification Club Fundraiser
March 23	Wedding and Reception
April 5	Wedding and Reception
April 13	Wedding and Reception
April 20	Wedding and Reception
April 27	Beach Preservation Society Fundraiser
May 4	Wedding and Reception
May 11	Wedding and Reception
May 17	Rehearsal Dinner
May 18	Wedding and Reception

June 8	Wedding and Reception
June 9	Wedding and Reception
June 15	Wedding and Reception
June 26	Wedding and Reception
June 22	Rehearsal Dinner
June 26	Wedding and Reception
June 29	Wedding and Reception

July 16	Wedding and Reception
July 22	Wedding and Reception

September 14	Wedding and Reception
September 21	Wedding and Reception
September 28	Wedding and Reception

October 5	Wedding and Reception
October 12	Wedding and Reception
October 13	Reception
October 18	Rehearsal Dinner
October 19	Wedding and Reception
October 26	Wedding and Reception

November 2	Wedding and Reception
November 7-9	Arts by the Shore

Town of Oak Island
2023/2024 FY Permits and Inspection
Report

2023/2024Permits	July	Aug.	Sept.	Oct.	Nov.	Dec.	Jan	Feb.	Mar.	Apr.	May	June	Totals
Single Family	21	25	23	17	20								106
Commercial	1	0	0	0	0								1
Comm. Repairs	3	3	4	2	1								13
Mobile Homes	0	0	0	0	0								0
Docks/Piers	3	0	2	4	5								14
Demo	3	4	2	2	2								13
E&G Development	16	33	10	22	24								105
Trade Bldg.	19	23	16	22	24								104
Electrical	103	149	114	93	103								562
Mechanical	47	80	81	52	39								299
Plumbing	13	22	26	22	17								100
Plumb/Sewer Sys	0	1	1	0	3								5
Repairs/Additions	6	12	7	8	10								43
Fire	7	8	11	10	8								44
Zoning	26	57	31	44	50								208
Misc. Bldg.	6	21	8	11	16								62
Irrigation Meters	13	20	15	10	10								68
TOTAL PERMITS	287	458	351	319	332								1747
Total permits w/o Sewer System	287	457	350	319	329								1742
Total Inspections July 2023 / June 2024	1520	1581	1408	1381	1348								7238

Buidling permits FY 2023/2024 compared to FY 2022/2023 without sewer permits	-6.09%
Building permits FY 2023/2024 compared to FY 2022/2023	-6.33%
Sewer permits FY 2023/2024 compared to FY 2022/2023	-50.00%
Inspections FY 2023/2024 compared to FY 2022/2023	-21.25%
SFR permits FY 2023/2024 compared to FY 2022/2023	-1.85%

Town of Oak Island
2023 CY Building Permits and Inspections

2023 Permits	Jan	Feb.	Mar.	Apr.	May	June	July	Aug.	Sept.	Oct.	Nov.	Dec.	Totals
Single Family	10	15	17	19	14	18	21	25	23	17	20		199
Commercial	0	0	2	0	0	0	1	0	0	0	0		3
Comm. Repairs	4	1	6	2	0	2	3	3	4	2	1		28
Mobile Homes	0	0	0	0	0	1	0	0	0	0	0		1
Docks/Piers	3	6	5	0	3	4	3	0	2	4	5		35
Demo	1	0	3	2	4	1	3	4	2	2	2		24
E&G Development	21	20	15	24	23	20	16	33	10	22	24		228
Trade Bldg.	23	18	41	18	32	32	19	23	16	22	24		268
Electrical	93	144	155	129	138	138	103	149	114	93	103		1359
Mechanical	51	53	47	65	61	64	47	80	81	52	39		640
Plumbing	12	20	22	16	18	21	13	22	26	22	17		209
Plumb/Sewer Sys	0	3	1	1	2	2	0	1	1	0	3		14
Repairs/Additions	8	11	13	4	6	10	6	12	7	8	10		95
Fire	5	19	14	10	17	28	7	8	11	10	8		137
Zoning	36	33	54	44	71	47	26	57	31	44	50		493
Misc. Bldg.	13	22	19	22	13	14	6	21	8	11	16		165
Irrigation Meters	6	5	18	13	12	17	13	20	15	10	10		139
TOTAL PERMITS	286	370	432	369	414	419	287	458	351	319	332	0	4037
Total permits w/o Sewer System	286	367	431	368	412	417	287	457	350	319	329	0	4023
Total Inspections Jan. - Dec 2023	1,530	1534	1951	1622	1647	1744	1520	1581	1408	1381	1348		17,266

Building permits 2023 CY compared to 2022 CY without sewer permits	-1.32%
--	--------

Building permits 2023 CY compared to 2022 CY with sewer permits	-1.42%
---	--------

Sewer permits 2023 CY compared to 2022 CY	-22.22%
---	---------

Inspections 2023 CY compared to 2022 CY	-11.46%
---	---------

SFR permits 2023 CY compared to 2022 CY	-29.18%
---	---------

DESCRIPTIONS	FEES	FEES	FEES	FEES	FEES	FEES	FEES	FEES	FEES	FEES	FEES	FEES
<u>BUIDLING FEES COLLECTED</u>	<u>Jul-23</u>	<u>Aug-23</u>	<u>Sep-23</u>	<u>Oct-23</u>	<u>Nov-23</u>	<u>Dec-23</u>	<u>Jan-24</u>	<u>Feb-24</u>	<u>Mar-24</u>	<u>Apr-24</u>	<u>May-24</u>	<u>Jun-24</u>
Residences	\$ 35,501.85	\$ 42,373.00	\$ 42,208.50	\$ 27,539.13	\$ 36,940.35							
Commercial Buildings	\$ 4,600.00	\$ -	\$ -	\$ -	\$ -							
Commercial Repairs/Additions	\$ 450.00	\$ 4,150.00	\$ 3,207.50	\$ 7,900.00	\$ 1,400.00							
Modular Homes	\$ -	\$ -	\$ -	\$ -	\$ -							
Mobile Homes	\$ -	\$ -	\$ -	\$ -	\$ -							
Repairs/Additions/Alterations	\$ 3,125.00	\$ 5,347.38	\$ 3,553.00	\$ 3,750.00	\$ 6,388.30							
Docks/Piers/Bulkheads/Lifts	\$ 375.00	\$ -	\$ 250.00	\$ 500.00	\$ 750.00							
Demolition	\$ 600.00	\$ 800.00	\$ 400.00	\$ 400.00	\$ 400.00							
Relocation of House	\$ -	\$ -	\$ -	\$ -	\$ -							
Trade Building Permits	\$ 2,655.00	\$ 3,397.80	\$ 2,320.40	\$ 3,100.00	\$ 3,700.00							
Pool Permits	\$ 900.00	\$ 3,150.00	\$ 1,350.00	\$ 1,650.00	\$ 2,400.00							
Trade Permits (Electrical Mechanical Plumbing)	\$ 13,763.00	\$ 20,375.00	\$ 18,250.00	\$ 13,525.00	\$ 14,875.00							
Fire Inspection Permits	\$ 700.00	\$ 800.00	\$ 1,200.00	\$ 1,000.00	\$ 800.00							
Reinspection Fees	\$ 1,440.00	\$ 720.00	\$ 1,200.00	\$ 1,360.00	\$ 1,440.00							
Homeowner's Recovery Fund	\$ 230.00	\$ 340.00	\$ 260.00	\$ 240.00	\$ 240.00							
TOTAL	\$ 64,339.85	\$ 81,453.18	\$ 74,199.40	\$ 60,964.13	\$ 69,333.65	\$ -	\$ -	\$ -	\$ -	\$ -	\$ -	\$ -
<u>OTHER FEES COLLECTED</u>												
Real Estate Sign Collection	\$ -	\$ 25.00	\$ -	\$ 25.00	\$ -							
Development (E&G)	\$ 1,600.00	\$ 3,400.00	\$ 1,000.00	\$ 2,200.00	\$ 2,400.00							
Zoning	\$ 1,890.00	\$ 4,410.00	\$ 2,050.00	\$ 3,390.00	\$ 3,670.00							
CAMA Permit Fees	\$ 200.00	\$ 500.00	\$ 700.00	\$ 600.00	\$ 500.00							
Planning BOA/PB	\$ 700.00	\$ 650.00	\$ -	\$ 2,475.00	\$ 300.00							
Storm Water plan fees	\$ 13,350.00	\$ 29,100.00	\$ 10,200.00	\$ 17,700.00	\$ 20,400.00							
Water/Sewer fees	\$ 131,200.00	\$ 267,221.00	\$ 138,285.00	\$ 105,836.72	\$ 227,900.00							
TOTAL	\$ 148,940.00	\$ 305,306.00	\$ 152,235.00	\$ 132,226.72	\$ 255,170.00	\$ -	\$ -	\$ -	\$ -	\$ -	\$ -	\$ -
<u>TOTAL FEES COLLECTED</u>	\$ 213,279.85	\$ 386,759.18	\$ 226,434.40	\$ 193,190.85	\$ 324,503.65	\$ -	\$ -	\$ -	\$ -	\$ -	\$ -	\$ -
<u>CONVIENCE FEES - CREDIT CHARGE</u>	\$ 482.20	\$ 2,329.21	\$ 1,798.62	\$ 1,007.33	\$ 2,213.25	\$ -	\$ -	\$ -	\$ -	\$ -	\$ -	\$ -
<u>TOTAL BUILDING FEES COLLECTED FY 23/24</u>	\$ 350,290.21		<u>FIRE FEES</u>	\$ 4,500.00								
<u>TOTAL OTHER FEES COLLECTED FY 23/24</u>	\$ 993,877.72		<u>WATER / SEWER FEES</u>	\$ 870,442.72	<u>STORMWATER FEES</u>	\$ 90,750.00		<u>ZONING FEES</u>	\$ 32,685.00			
<u>TOTAL ALL FEES COLLECTED FY 23/243</u>	\$ 1,344,167.93											
<u>TOTAL CONVIENCE FEES COLLECTED 23/24</u>	\$ 7,830.61											
Reporting period from July 1, 2023 through June 30, 2024												

<u>FEE COLLECTION 23-24FY vs 22-23FY (Building and Convience fees only)</u>	5	MONTH COMPARISON	UP	17.34%	
---	---	------------------	----	--------	--

DESCRIPTIONS	FEES	FEES	FEES	FEES	FEES	FEES	FEES	FEES	FEES	FEES	FEES	FEES
<u>BUIDLING FEES COLLECTED</u>	<u>Jul-22</u>	<u>Aug-22</u>	<u>Sep-22</u>	<u>Oct-22</u>	<u>Nov-22</u>	<u>Dec-22</u>	<u>Jan-23</u>	<u>Feb-23</u>	<u>Mar-23</u>	<u>Apr-23</u>	<u>May-23</u>	<u>Jun-23</u>
Residences	\$ 24,620.41	\$ 43,329.97	\$ 29,859.50	\$ 29,859.50	\$ 32,769.63							
Commercial Buildings	\$ -	\$ -	\$ -	\$ -	\$ 7,400.00							
Commercial Repairs/Additions	\$ -	\$ 2,075.00	\$ 525.00	\$ 525.00	\$ 425.00							
Modular Homes	\$ 3,243.00	\$ -	\$ 1,586.50	\$ 1,586.50	\$ 2,587.00							
Mobile Homes	\$ -	\$ -	\$ -	\$ -	\$ 650.00							
Repairs/Additions/Alterations	\$ 6,850.74	\$ 2,837.44	\$ 2,972.48	\$ 2,972.48	\$ 1,857.00							
Docks/Piers/Bulkheads/Lifts	\$ -	\$ 125.00	\$ 250.00	\$ 250.00	\$ 250.00							
Demolition	\$ 800.00	\$ 400.00	\$ 600.00	\$ 600.00	\$ 200.00							
Relocation of House	\$ -	\$ 750.00	\$ -	\$ -	\$ -							
Trade Building Permits	\$ 3,125.00	\$ 3,905.00	\$ 1,675.00	\$ 1,675.00	\$ 3,427.20							
Pool Permits	\$ 2,250.00	\$ 1,200.00	\$ 1,500.00	\$ 1,500.00	\$ 2,700.00							
Trade Permits (Electrical Mechanical Plumbing)	\$ 18,600.00	\$ 16,725.00	\$ 13,600.00	\$ 13,600.00	\$ 10,219.00							
Fire Inspection Permits	\$ 700.00	\$ 1,500.00	\$ 1,100.00	\$ 1,100.00	\$ 500.00							
Reinspection Fees	\$ 555.00	\$ -	\$ -	\$ -	\$ -							
Homeowner's Recovery Fund	\$ 260.00	\$ 340.00	\$ 230.00	\$ 230.00	\$ 220.00							
TOTAL	\$ 61,004.15	\$ 73,187.41	\$ 53,898.48	\$ 53,898.48	\$ 63,204.83	\$ -	\$ -	\$ -	\$ -	\$ -	\$ -	\$ -
<u>OTHER FEES COLLECTED</u>												
Real Estate Sign Collection	\$ -	\$ -	\$ -	\$ -	\$ 25.00							
Development (E&G)	\$ 3,200.00	\$ 2,000.00	\$ 5,816.00	\$ 5,816.00	\$ 3,400.00							
Zoning	\$ 2,170.00	\$ 2,210.00	\$ 1,800.00	\$ 1,800.00	\$ 2,260.00							
CAMA Permit Fees	\$ 2,500.00	\$ 400.00	\$ 700.00	\$ 700.00	\$ 500.00							
Planning BOA/PB	\$ -	\$ 2,116.00	\$ -	\$ -	\$ 300.00							
Storm Water plan fees	\$ 1,300.00	\$ 7,850.00	\$ 21,300.00	\$ 21,300.00	\$ 25,450.00							
Water/Sewer fees	\$ 145,691.72	\$ 180,016.00	\$ 55,942.00	\$ 55,942.00	\$ 144,518.00							
TOTAL	\$ 154,861.72	\$ 194,592.00	\$ 85,558.00	\$ 85,558.00	\$ 176,453.00	\$ -	\$ -	\$ -	\$ -	\$ -	\$ -	\$ -
<u>TOTAL FEES COLLECTED</u>	\$ 215,865.87	\$ 267,779.41	\$ 139,456.48	\$ 139,456.48	\$ 239,657.83	\$ -	\$ -	\$ -	\$ -	\$ -	\$ -	\$ -
<u>CONVIENCE FEES - CREDIT CHARGE</u>	\$ -	\$ -	\$ -	\$ -	\$ -	\$ -	\$ -	\$ -	\$ -	\$ -	\$ -	\$ -
<u>TOTAL BUILDING FEES COLLECTED FY 22/23</u>	\$ 305,193.35		<u>FIRE FEES</u>	\$ 4,900.00								
<u>TOTAL OTHER FEES COLLECTED FY 22/23</u>	\$ 697,022.72		<u>WATER / SEWER FEES</u>	\$ 582,109.72	<u>STORMWATER FEES</u>	\$ 77,200.00		<u>ZONING FEES</u>	\$ 37,713.00			
<u>TOTAL ALL FEES COLLECTED FY 22/23</u>	\$ 1,002,216.07											
<u>TOTAL CONVIENCE FEES COLLECTED 23/24</u>	\$ -											
Reporting period from July 1, 2022 through June 30, 2023												

FEE COLLECTION 23-24FY vs 22-23FY (Building fees only)



November 2023

CODE ENFORCEMENT REPORT

Date: November 30, 2023

To: Matthew Kirkland

From: Dave Emerson

RE: Code Enforcement Monthly Report

Code Enforcement Report for the month of November 2023:

Staff Report:

Code Enforcement Monthly Report

Case Type	Opened Cases	Closed Cases	Total
Minimum Housing: Abandoned/Dilapidated/Unsafe Structure	0	0	
Accessory Structures/Fences	1	0	
Junk, Abandoned Vehicles	1	0	
Trash & Debris/High Grass/Overgrown Vegetation	1	6	
Work Without Permits	20	20	
Right-of-way Obstruction	16	14	
Signs	0	0	
Stormwater/Fill	0	0	
Construction Site Violations	21	21	
Miscellaneous/Other	5	7	
Total	65	68	
New Cases for the month	65		
Unfounded Cases for the month	1		
Closed Cases for the month	68		

A total of 65 new code case violations were processed and 68 case violations were closed. Unfounded violations remain low at only 1 for the month. In addition to the figures shown, CAMA/FEMA conducted 28 inspections, reviewed 48 plans, and conducted site visits for the month. Work without permit violations increased both opening and closing for the month. Multiple violation notices were issued, and numerous code case letters were mailed. Office consultations continue to increase. Plan review figure to the right represents all zoning plan review completed. Zoning Technicians continue to assist and educate the public with a variety of concerns to include uses for Town rights-of-way, acceptable sign posting locations, street ends usage, construction site maintenance, and permitted uses.

*Code Case
Inspections*

*Total Zoning
Inspections*

Plan Review

203

223

181



Fire, Oak Island FD - Monthly CFS Totals

Printed on December 1, 2023

Codes	Totals	
10-D-CHEST PAIN	3	3
13-C-DIABETIC	1	1
13-C-DIABETIC COMBATIVE	1	1
17-A-GOOD INTENT	8	8
17-A-GOOD INTENT; 911 CELL HU/OPEN	1	1
17-B-FALLS	1	1
17-D-FALLS	3	3
19-C-HEART PROBLEM	1	1
19-D-HEART PROBLEM	1	1
21-D-HEMORRHAGE	2	2
26-A-SICK; GOOD INTENT - FIRE	1	1
26-D-SICK	3	3
28-C-STROKE	4	4
29-B-MVA; ASSIST OTHER - FIRE	1	1
31-D-UNCONS FAINT	3	3
31-D-UNCONS FAINT ARREST	1	1
32-B-MEDICAL ALARM	3	3
34-B-ACN	1	1
52-B-SINGLE RESD FIRE ALARM	5	5
52-B-SINGLE RESD FIRE ALARM CO	1	1
52-C-COMM IND FIRE ALARM	2	2
52-C-HIGH LIFE FIRE ALARM	1	1
53-A-LIFT ASSIST	9	9
53-A-LIFT ASSIST; ASSIST OTHER - EMS	1	1
56-A-ELEVATOR ISSUE	1	1
59-B-FUEL ODOR	1	1
67-B-OUTSIDE FIRE	1	1
67-D-OUTSIDE FIRE	1	1
69-D-COMM IND STRUCTURE FIRE	1	1
69-D-HIGH LIFE STRUCTURE FIRE	1	1
69-D-SINGLE RESD STRUCTURE FIRE	2	2
69-D-STRUCTURE FIRE	1	1
69-E-COMM IND STRUCTURE FIRE	1	1
69-E-SINGLE RESD STRUCTURE FIRE	2	2
6-D-BREATH PROBLEM	2	2
6-D-COPD PROBLEM	1	1
73-B-COASTAL WATERCRAFT ISSUE	1	1
9-E-ARREST	2	2
9-E-ARREST; ASSIST OTHER - FIRE	1	1

Codes	Totals	
ASSIST OTHER - EMS	1	1
ASSIST OTHER - FIRE	1	1
ASSIST OTHER - FIRE; MVA NON-INJURY	1	1
DEBRIS IN ROAD; ASSIST OTHER - FIRE	1	1
GOOD INTENT - FIRE	8	8
MUTUAL AID - FIRE	1	1
MVA NON-INJURY; ASSIST OTHER - FIRE	1	1
WALK IN MEDICAL	2	2
WELFARE CHECK; ASSIST OTHER - FIRE	1	1
Totals	94	94



Law, Oak Island PD - Monthly CFS Totals

Printed on December 1, 2023

Code	Totals	
10-D-CHEST PAIN	1	1
13-C-DIABETIC	1	1
13-C-DIABETIC COMBATIVE	1	1
17-A-FALLS	4	4
17-A-GOOD INTENT	7	7
17-B-FALLS	8	8
17-D-FALLS	3	3
19-C-HEART PROBLEM	1	1
1-A-ABDOMINAL	1	1
1-C-ABDOMINAL	1	1
21-B-HEMORRHAGE	1	1
21-D-HEMORRHAGE	2	2
25-A-PSYCH	1	1
25-B-SUICIDAL	1	1
26-A-SICK	10	10
26-C-SICK	2	2
26-D-SICK	2	2
28-C-STROKE	3	3
29-B-MVA	2	2
30-A-TRAUMA	1	1
30-B-TRAUMA	1	1
31-D-UNCONS FAINT	3	3
31-D-UNCONS FAINT ARREST	1	1
32-B-MEDICAL ALARM	4	4
32-B-UNK PROBLEM	1	1
34-B-ACN	1	1
52-B-SINGLE RESD FIRE ALARM	2	2
52-B-SINGLE RESD FIRE ALARM CO	1	1
52-C-COMM IND FIRE ALARM	2	2
52-C-HIGH LIFE FIRE ALARM	1	1
53-A-LIFT ASSIST	4	4
56-A-ELEVATOR ISSUE	1	1
5-C-BACK PAIN	1	1
67-B-OUTSIDE FIRE	1	1
67-D-OUTSIDE FIRE	1	1
69-D-HIGH LIFE STRUCTURE FIRE	1	1
69-E-SINGLE RESD STRUCTURE FIRE	1	1
6-C-BREATH PROBLEM	1	1
6-D-BREATH PROBLEM	1	1

Code	Totals	
6-D-COPD PROBLEM	1	1
73-B-COASTAL WATERCRAFT ISSUE	1	1
79-C-LOST PERSON	1	1
911 HANG UP	6	6
9-E-ARREST	3	3
ABANDONED VEHICLE	5	5
ALARM	37	37
ANIMAL CARCASS	1	1
ANIMAL CONTROL	19	19
ASSIST OTHER - EMS	2	2
ASSIST OTHER - FIRE	2	2
ASSIST OTHER - LAW	7	7
ATTEMPT TO LOCATE	14	14
CALL BY PHONE - LAW	44	44
CARELESS & RECKLESS	2	2
CHECK POINT	1	1
CRIME IN PROGRESS	1	1
DEBRIS IN ROAD	4	4
DISABLED MOTORIST	8	8
DISTURBANCE	13	13
DOMESTIC	4	4
ESCORT	4	4
FIGHT IN PROGRESS	1	1
FIREWORKS	1	1
GIVE SUBJECT RIDE	1	1
GOOD INTENT - FIRE	1	1
HIT AND RUN NON-INJURY	2	2
IMPROPERLY PARKED VEHICLE	6	6
INVESTIGATE NARCOTICS	3	3
INVESTIGATION - LAW	11	11
JUVENILE OUT OF CONTROL	1	1
LOST/FOUND PROPERTY	4	4
MEET WITH COMPLAINANT	20	20
MESSAGE DELIVERY	4	4
MISSING PERSON	2	2
MVA NON-INJURY	12	12
NOISE	9	9
OPEN DOOR	8	8
PROWLER	1	1
SHOPLIFTER	1	1
SHOTS FIRED	4	4
SPECIAL CHECK	1217	1217
SUSPICIOUS VEHICLE OR SUBJECT	30	30
TAKE WRITTEN REPORT	20	20
TRAFFIC STOP	558	558
TRESPASSERS	7	7

Code	Totals	
WARRANT SERVICE	3	3
WATER PROBLEMS	2	2
WELFARE CHECK	19	19
	12	12
Totals	2222	2222



Oak Island Police Department

4621 East Oak Island Drive • Oak Island, NC 28465




Charles A. Morris II, Chief

Date: 11/01/2023 – 11/30/2023
To: Chief C. Morris
Subject: Community Policing Involvement Report
From: Records Specialist Edge

The eleventh month of 2023 was very successful in the planning and participation of events leading towards community involvement. The Department is building a stronger relationship with the community by hosting and attending multiple community events. Doing this will help us work closely together with the community to achieve a common goal. During the eleventh month of 2023 the department has attended or hosted a total of 5 community events.

The following is a list of community events or programs that the Department has attended or hosted in the last month. Some of these events have been around for a long time; however, didn't have much or any Law Enforcement involvement prior to August 1, 2022. A few of these events are new ideas that have been created and designed by the new Community Resource Officer to attempt to build a better rapport with the community.

On 11/3/2023, several of our officers joined with the Randy Modlin, Travis Craft and the 100Hometowns teams from Lowe's Home Improvement in Southport and Shallotte, to help with a large renovation project at the Sea Biscuit Wildlife Shelter.





Oak Island Police Department

4621 East Oak Island Drive • Oak Island, NC 28465



Charles A. Morris II, Chief

On 11/11/2023, The Oak Island Police Department and Oak Island Fire Department were both honored to attend the 2nd Annual Veterans Day ceremony at the Oak Island Elks Lodge 2769.



11/20/23, The Oak Island Police Department partnered with First Baptist Church to provide meals for 18 families in need the Thanksgiving season.

Meals from the Oak Island Police Department consisted of a Turkey or a Ham and a variety of vegetables such as stuffing, green beans, corn, mac and cheese, and black beans. The Police officers and the members of the church worked together to pack a total of 18 boxes to provide to Brunswick Family Services for their families in need. The food was able to be purchased from donations from Publix Supermarket, Lowes Foods, and canned food that was donated from the Dutchman Dingy Dash earlier this year.





Oak Island Police Department

4621 East Oak Island Drive • Oak Island, NC 28465



Charles A. Morris II, Chief

11/21/2023, Officer Brown and Records Specialist Edge, delivered the remainder of the Lowes Foods donations to Matthews Ministry to provide food to those locally on Oak Island in need this holiday season. The food consisted of canned corn, black beans, mac and cheese, and an assortment of soups and vegetables.

11/23/2023, SGT Lewis, Officer Bass, Officer Boose attended the Turkey Trott. The Turkey Trott consisted of Oak Island Residents burning off some holiday carbs before their Thanksgiving dinners. The participants completed the trot at their own pace down Yacht Drive. Oak Island Officers showed encouragement and were present in the event of a medical emergency or if someone lost their sense of direction.

11/23/2023, The Oak Island Recreation Center provided Thanksgiving Meals to the officers that were working. SGT Lewis, CPL Locklear, MPO Brown, Officer Bass and Officer Boose got to enjoy some delicious dishes and meet a lot of interesting locals.

Large amounts of preparation and work has been made for our long list of upcoming events and programs. Some events to look forward to are Clause Cause, Christmas Gifts, The 12 Days of Christmas (Recreation Center), The Oak Island Christmas by the Sea Parade, and The Police Department Christmas Party.

Overall, our department will continue to strive to resolve community problems and continue to participate in community programs. In time, we will continue to build community trust and work toward a more positive perception from the citizens we serve.

Public Works Department Monthly Report
November 2023
119 TOTAL RECORDED WORK ORDERS FOR NOVEMBER

SOLID WASTE

11-6-23 THRU 11-19-23

BRUSH COUNT 498 LOADS – 12,450 YDS

LEAF COUNT 156 LOADS – 3900 YDS

BRUSH ON SHCHEDULE IN ZONE 2

WEEKLEY DUTIES: CONVENINECE SITE CLEANUP, VEHICLE MAINTENANCE & SPECIAL HAULING FOR TOWN PROJECTS

SW8 WAS DOWN TWICE FOR HYDR. HOSES A FEW HOURS EACH TIME.

DOWN ONE EMPLOYEE DUT TO ILLNESS TWO WEEKS

FACILITIES

10-30-23 THRU 11-12-23

UNSTOPPED SINK AT THE REC CENTER

SE 31ST REMOVED BOARD FROM WATER

5-FIXED WALL AT 801 WHERE GOLF CART HIT

6-CUT WATER OFF AT PIER

7-PUT A LATCH ON GATE AT PIER ON WEST END

8-REPLACED FLAG POLE HOLDER AT PIER

9-INSTALLED NEW SMOKE DETECTOR AT REC CENTER

10-PUT A NEW SPRING ON THE DOLPHIN AT PLAYGROUND

11-PUT A BOARD ON THE RAMP AT KO KO'S FOR SAFETY

12-FIXED TOILET AT POLICE DEPT.

13-REPAIRED 2 CHAIRS AT POLICE DEPT

14-SECURED LIGHT AT BALL FIELD

15-HELPED TUNE CHRISTMAS LIGHTS

16-CUT OFF WATER THAT WAS OUT SIDE OF COMMUNITY CENTER

17-TOOK ALL MEASUREMENTS FOR MATS AT TOWN HALL ENTRANCE WAY

18-CHECKED DEHU AT PUPILIC WORKS

OPERATIONS

10-9-23 THRU 10-15-23

DAILY DUTIES – GENERAL GROUNDS MAINTENANCE; TRASH PICKUP AT PARKS; TRIMMING; TREATING; MOWING

WEEKLY DUTIES – CLEARING HANDICAP MATS/WALKWAYS; CONVENIENCE SITE MANAGEMENT; BALLFIELD PREP FOR PLAY; 46TH ST. PARK TRASH CANS EMPTYING; 801 OUTSIDE CLEANING FOR EVENTS

AD-HOC DUTIES – MIDDLETON PARK MULCHING; 31ST WALKOVER MULCHING; SPRAYING FOR VITEX THAT HAS RE-SURFACED IN SEVERAL LOCATIONS;

WORK ORDER COMPLETION – AAH TRASH REMOVAL; MOVING TABLES FOR PAR 3 EVENT;

11-6-23 THRU 11-19-23

DAILY DUTIES – GENERAL GROUNDS MAINTENANCE; TRASH PICKUP AT PARKS; TRIMMING; TREATING; MOWING.

WEEKLY DUTIES – CLEARING HANDICAP MATS/WALKWAYS; CONVENIENCE SITE MANAGEMENT; BALLFIELD PREP FOR PLAY; 46TH ST. PARK TRASH CANS EMPTYING; 801 OUTSIDE CLEANING FOR EVENTS

AD-HOC DUTIES – MIDDLETON PARK PROJECT (TOPSOIL & STUMP REMOVAL & GRASS OVER SEEDING & WHEAT STRAW & NEW WOODEN FENCE & IRRIGATION SYSTEM CHECK & CLEAR OFF VINES ALONG THE METAL FENCE BETWEEN FUEL PUMPS AND PLAYGROUND.).

WALKOVER MULCHING REC – CENTER OVERLOOK).

CHRISTMAS LIGHT FOR HANGING ON LIGHT POLES (REPLACED ALL BAD BULBS). HANG UP THURSDAY 11/16 LONGBEACH RD 11/19 ON OAK ISLAND DRIVE.

SE24TH TRASH CANS OUT OF CANAL.

IRRIGATION TURN OFF FIREHOUSES AND NE BARBEE

REPLACE TWO IRRIGATION HEADS AT MIDDLETON PARK.

REPAIR IRRIGATION LEAK AT ARBORETUM PARK. TRIMMING AT TOWN HALL THE FRONT OF THE BUILDING.

WORK ORDER COMPLETION – BALLFIELD MAINTENANCE & 4407 TRIMMING OKI DR. & PIER TRASH WEDDING & VETERANS FISHING EVENT 10/27TH & 7702 EAST YACHT FURNITURE.

DIRECTOR/ADMINISTRATIVE

11-1-23 THRU 11-30-23

DIRECTOR DUTIES – ATTENDANCE OF MEETINGS (BI-WEEKLY STAFF, MONTHLY PARKS ADVISORY, MONTHLY BEACH PRESERVATION & MONTHLY COUNCIL MEETINGS); WORKING WITH MARK ON BILL SMITH PARK IMPROVEMENTS/DISC GOLF/DOG PARK UPGRADES; ORGANIZING PICKLE BALL CT RESURFACING; OVERSEEING WEST OKI DRIVE ROAD STRIPING; INITIATING CROSSOVER UPGRADES; OVERSEEING STREET REPAIRS MADE BY CONTRACTORS

ADMIN DUTIES – 76 PHONE CALLS TAKEN; 17 VISITORS IN OFFICE; 89 REGULAR WORK ORDERS; 30 FLEET WORK ORDERS; INITIATED ORDER OF RED CLAY FOR BALLFIELD (WORKING WITH MARK); CREATING AND SENDING OUT INVITATION FOR THE FIRST CONTRACTORS MEETING THRU STORMWATER

STREET DIVISION

11-6-23 THRU 11-12-23

801 DUTIES

ASPHALT @ WEST DOLPHIN

REPLACED SAND FENCE @ 58TH EAST ACCESS

REPLACED SAND FENCE @ 55TH EAST ACCESS

REPLACED BUMPERS @ Mercer, SE 78TH, SE 67TH, W 57TH

PICKED UP DEBRIS @ SWAIN'S CUT BRIDGE

PICKED UP DEBRIS @ BARBEE BRIDGE

11-13-23 THRU 11-19-23

801 DUTIES DOA FOX @ BARBEE BRIDGE

PREP FOR CONCRETE @ BILL SMITH PARK CUT GRASS @ STREET SHOP

POUR CONCRETE FOR DISK GOLF T BOXES STRAIGHTEN BUMPERS @ ACCESSSES

PICKUP BARBEE & SWAINS CUT BRIDGE DEBRIS
GRADE PL. STREETS KOBOTA
SWEEPING BIKE PATH WITH JD TRACTOR
DOA DEER @ 69TH SE

SOUTH HARBOUR PAR 3

10-9-23 THRU 10-15-23
MOWING GREENS
REPAIR VERTICUT
IRRIGATION REPAIR

11-6-23 THRU 11-19-23
MOWING GREENS
BEGIN SHOP IMPROVEMENTS
PINE-STRAW/TREE DEBRIS REMOVAL FROM GOLF COURSE
IRRIGATE AS NEEDED
CONTINUE TREE TRIMMING/NATURAL AREA IMPROVEMENTS
BEGIN WORK ON CHRISTMAS PARADE PARTICIPATION

Public Utilities

Water and Sewer Depts.

COMPLETED SERVICE ORDERS AND OTHER WORK
INFORMATION FOR THE MONTH

November 2023 - Completed Service Orders

2	Pull meter for non-pay
17	Check meter malfunction
61	Check for leaks
100	Unlocks
8	Turn on or off
271	Locates (water and sewer)
155	Need read to bill - manual or not reading on SA
1	Raise or lower meter
4	Remove meter
1	Repair hydrant
2	Busted water line
5	Place well points
10	Sewer maintenance
1	Reinstall meter
12	Install irrigation
13	Install new meter and tap
2	Install valve pit and tap
14	Public utility water review
14	Sewer review
25	Replace/program transmitter
16	Connect work orders
1	Disconnect
7	Inactivate
15	Miscellaneous
20	Service Action work orders
8	Replace meter

783

Completed Work Orders

Admin for water and sewer - fielded approximately 270 calls and 31 in office visits.

Admin checked sewer tap info and cost for approximately 7 properties per customer requests.

Admin added approximately 14 new accounts for new home construction.

Admin answered approximately 20 emails from customers and our website.

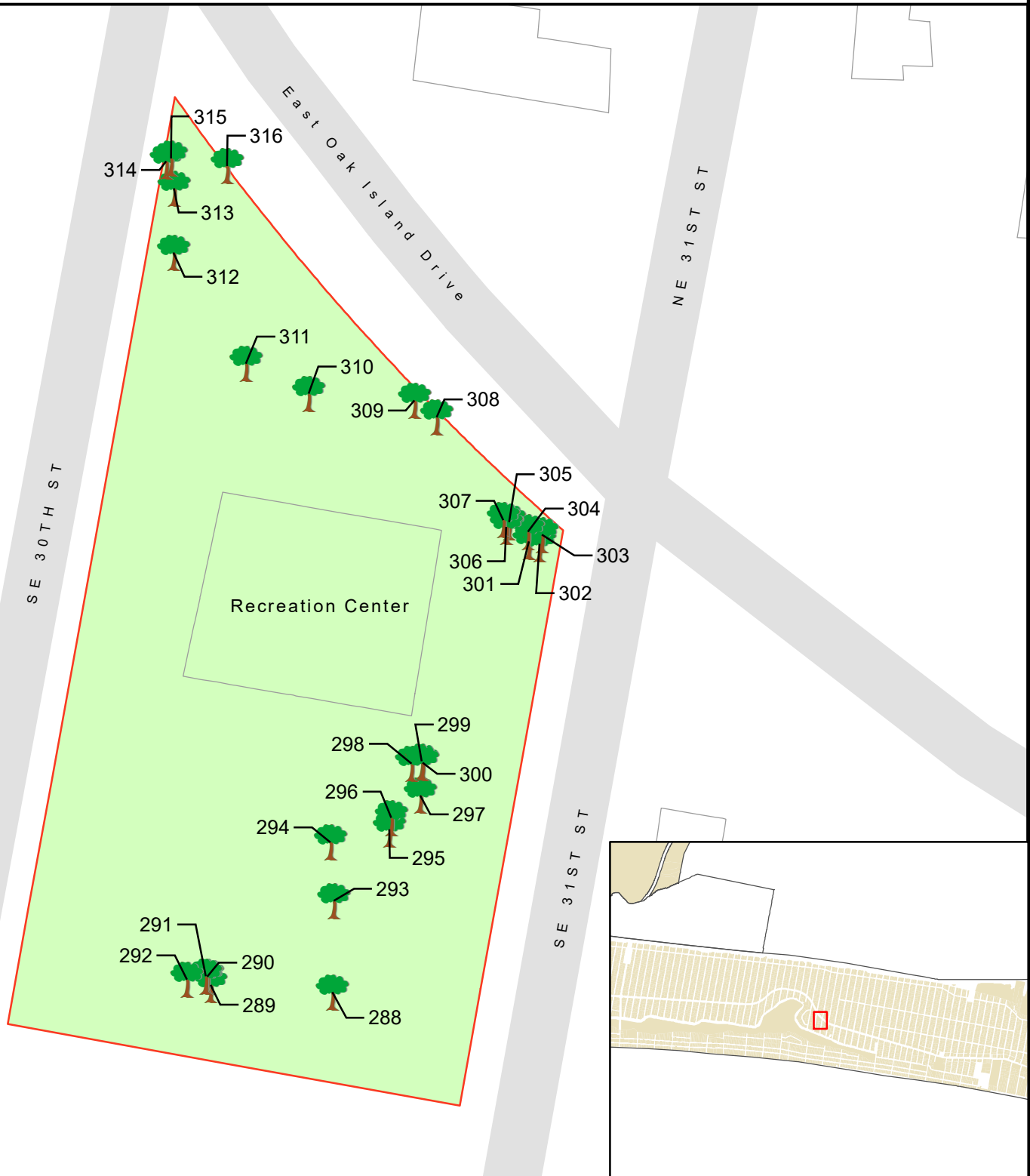
Stormwater/Forester Monthly Report December 2023

GIS Graduate Intern completed tagging 400 trees on Town owned property (Bill Smith Park, Nature Center, May Moore Park, Barbee Street, Templeton Dog Park, Town Hall/Middleton, and the Arboretum). The tree preservation project targeted live oaks and long leafed pines at or approaching 100 years old (heritage) size. The diameter at breast height (dbh) for heritage live oak is approximately 22 inches and 30 inches for long leafed pine. The project placed a numbered aluminum tree tag on the tree, noted species, latitude/longitude, measured dbh, and noted the health of the tree. The Intern prepared GIS maps of the locations, showing individual tag numbers, pictures of individual heritage trees, and recorded all data in Excel. The data is available on our shared drive for employees and will be placed on the Town website for the public. Additionally, the maps and data are planned to be converted to an online GIS format where the public can interface individual tree data and pictures. The Graduate Intern completed this assignment in 17 workdays.

Tag Number	Species	DBH	Health	Location	Heritage	Date Collected	LAT	LONG	Tree Field Picture
1	Live Oak	49.7	Live	Bill Smith Park	Yes	2023-11-02T08:41:46-04:00	33.934527	-78.058492	Tree 1
21	Live Oak	29.5	Live	Bill Smith Park	Yes	2023-11-02T11:33:49-04:00	33.935021	-78.058194	Tree 21
25	Live Oak	22.7	Live	Bill Smith Park	Yes	2023-11-02T13:53:16-04:00	33.934428	-78.058068	Tree 25
32	Live Oak	28.5	Live	Bill Smith Park	Yes	2023-11-02T14:35:47-04:00	33.934758	-78.059839	Tree 32
130	Live Oak	23	Live	Bill Smith Park	Yes	2023-11-06T11:45:33-05:00	33.933871	-78.059765	Tree 130
138	Live Oak	45	Live	Bill Smith Park	Yes	2023-11-06T13:26:32-05:00	33.933424	-78.059641	Tree 138
154	Live Oak	29.8	Live	Bill Smith Park	Yes	2023-11-06T15:06:05-05:00	33.933278	-78.05901	Tree 154
174	Live Oak	25.6	Live	Barbee St	Yes	2023-11-07T09:57:06-05:00	33.906133	-78.083024	Tree 174
176	Live Oak	22.8	Live	Barbee St	Yes	2023-11-07T10:04:47-05:00	33.906253	-78.083007	Tree 176
190	Live Oak	33	Live	Barbee St	Yes	2023-11-07T11:15:37-05:00	33.90679	-78.08297	Tree 190
193	Live Oak	25.7	Live	Barbee St	Yes	2023-11-07T11:41:50-05:00	33.907177	-78.083002	Tree 193
200	Live Oak	23.2	Live	Barbee St	Yes	2023-11-07T14:13:27-05:00	33.907424	-78.082932	Tree 200
201	Live Oak	24.2	Live	Barbee St	Yes	2023-11-07T14:17:31-05:00	33.907438	-78.082928	Tree 201
228	Live Oak	23.2	Live	Barbee St	Yes	2023-11-08T09:08:35-05:00	33.908174	-78.082925	Tree 228
229	Live Oak	23.2	Live	Barbee St	Yes	2023-11-08T09:11:47-05:00	33.908152	-78.082928	Tree 229
239	Live Oak	23	L-90	Barbee St	Yes	2023-11-08T09:49:26-05:00	33.908584	-78.082947	Tree 239
253	Live Oak	25	Live	Barbee St	Yes	2023-11-08T11:31:59-05:00	33.910208	-78.082923	Tree 253
256	Live Oak	24.6	Live	Barbee St	Yes	2023-11-08T14:03:41-05:00	33.910712	-78.082916	Tree 256
275	Live Oak	40.5	Live	E. F. Middleton Park	Yes	2023-11-09T08:36:57-05:00	33.912989	-78.115553	Tree 275
293	Live Oak	27.1	Live	Oak Island Recreation Center	Yes	2023-11-09T10:16:28-05:00	33.916742	-78.130858	Tree 293
295	Water Oak	22.7	Live	Oak Island Recreation Center	Yes	2023-11-09T10:24:42-05:00	33.916843	-78.130762	Tree 295
298	Water Oak	27.5	Live	Oak Island Recreation Center	Yes	2023-11-09T10:37:52-05:00	33.916936	-78.130723	Tree 298
308	Water Oak	24	Live	Oak Island Recreation Center	Yes	2023-11-09T11:17:41-05:00	33.917429	-78.130675	Tree 308
311	Live Oak	49.8	Live	Oak Island Recreation Center	Yes	2023-11-09T11:30:27-05:00	33.917507	-78.131	Tree 311
312	Live Oak	41.9	L-90	Oak Island Recreation Center	Yes	2023-11-09T11:35:54-05:00	33.917666	-78.131122	Tree 312
381	Live Oak	23.2	Live	Memorial Park	Yes	2023-11-13T11:26:00-05:00	33.919933	-78.160711	Tree 381

OKI Tree Preservation Project

Recreation Center
2023



Trees with a DBH \geq 10 inches

Tree Tag Number

RF = 900

Verbal Scale:

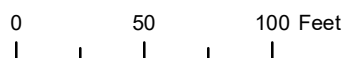
1 inch = 75 ft



Hardwood



Softwood



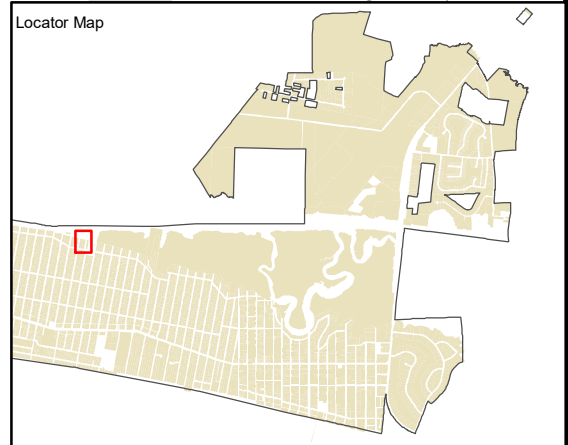
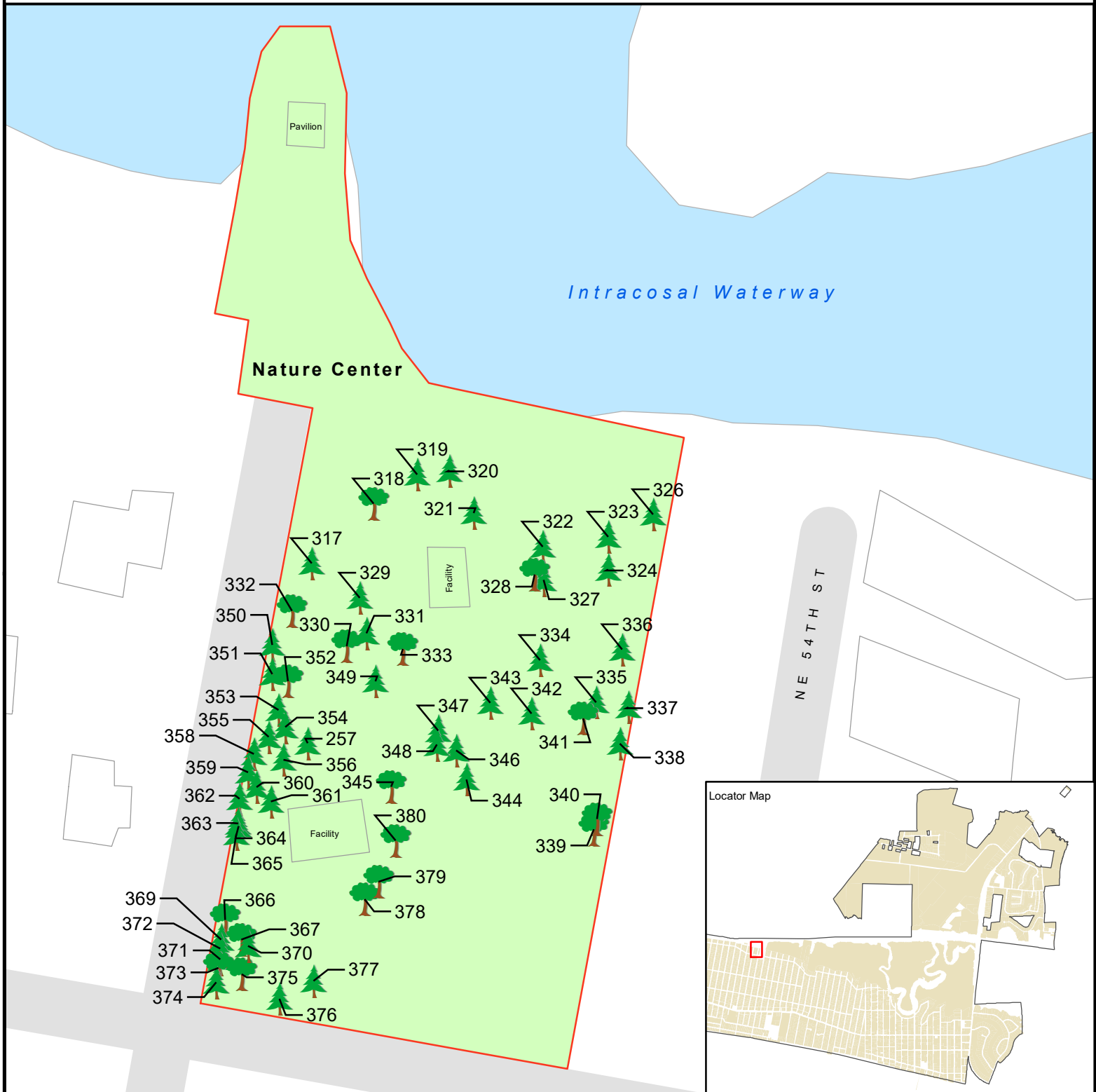
Data Sources:

Brunswick County NC GIS 2023
Microsoft 2023

Mapmaker: Raymond Patterson
Streets Department
11/27/23

OKI Tree Preservation Project

Nature Center
2023



Trees with a DBH \geq 10 inches

Tree Tag Number

RF = 840

Verbal Scale:

1 inch = 70 ft



Hardwood



Softwood



ICW

0 50 100 Feet

Data Sources:

Brunswick County NC GIS 2023
Microsoft 2023

Mapmaker: Raymond Patterson
Streets Department
11/27/23

Recreation Center - Fiscal Year 23-24				
November				
Department Reach Via Facebook	Key- Green (RC), Purple (Programs), Blue (CRC), Orange (Online Reach)			
	New Followers	34		daily
	Overall Followers	14,320		daily
	Photos Views	11		daily
	Post Engagement	1,275		daily
	Link Clicks From Individual Profiles	570		daily
	Post Reach	11,923		daily
Department Reach Via Instagram	No Longer In Use Per New Communications Plan	N/A		daily
				daily
				daily
				daily
				daily
Community Resource Center Programs	Nutrition Lunch	600		4x week + Friday Field Trips
	Bingo	210		2x week
	Triva	22		As Scheduled
	Flannel Shirt Day	13		As Scheduled
	Craft Day	10		2x month
	Speaker: Julie Foster- Anxiety & Holiday Stress	20		As Scheduled
	Hat Day	13		As Scheduled
	Members Birthday Party	38		Monthly

	BCC Haircuts	Cancelled By BCC		Monthly
	Excursions	8		3x month
Special Events & Leagues	N/A	N/A		As Scheduled
				Seasonal Weekly
				Seasonal Weekly
				Seasonal Weekly
				Annual
				Annual
Seasonal Sites	Oak Island Ocean Ed Center Visitors	NA		3x week- Seasonal
	Oak Island Nature Center Visitors	NA		3x week- Seasonal
Recreation Center Program	Community Yoga	68		2x weekly
	Senior Yoga	131		2x weekly
	Yoga For Balance	19		weekly
	Total Body Blast	9		1x weekly
	Silver Sneakers Stability w/ Mary Beth	91		weekly
	Silver Sneakers w/ Susan	24		weekly
	Sculpt & Flow Yoga	8		Weekly
	Mature Aerobics	156		3x week
	Silver Sneakers Circuit w/ Maggie	68		2x weekly
	Cardio & Weight Rooms	1,484		daily
	Silver Sneakers Members	338		daily
	Table Tennis	22		weekly
Rentals	Country Music Girls & Boys	Cancelled for Veterans Day		monthly

	Kayak Rental	na		as scheduled
	Quilting Club	31		weekly
	Picnic Shelters	na		as scheduled
	Feral Cats Club	na		monthly
	Oak Island Art Guild Class	Cancelled for Veterans Day		monthly
	Wheelchair Rental	32		as scheduled
				31548