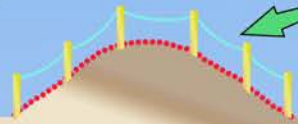


# Direct Access & Sand Fencing Options

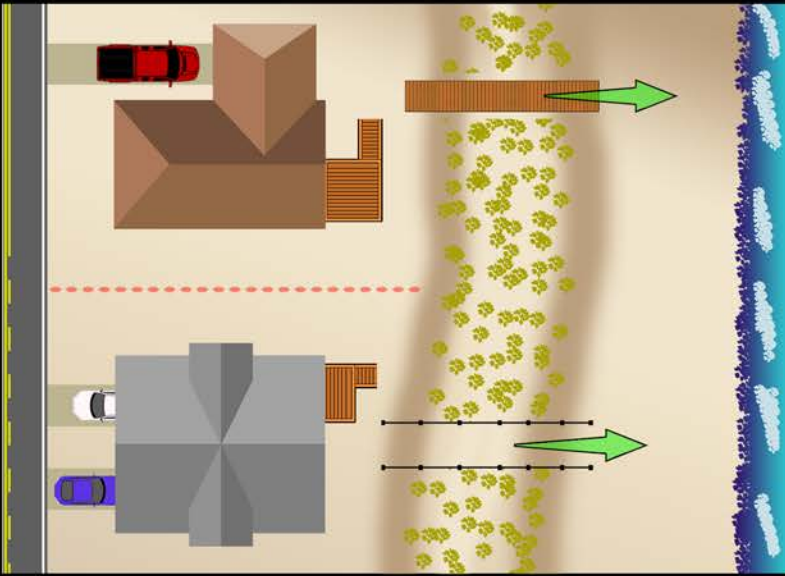
19<sup>th</sup> Place East to West End (The Point)



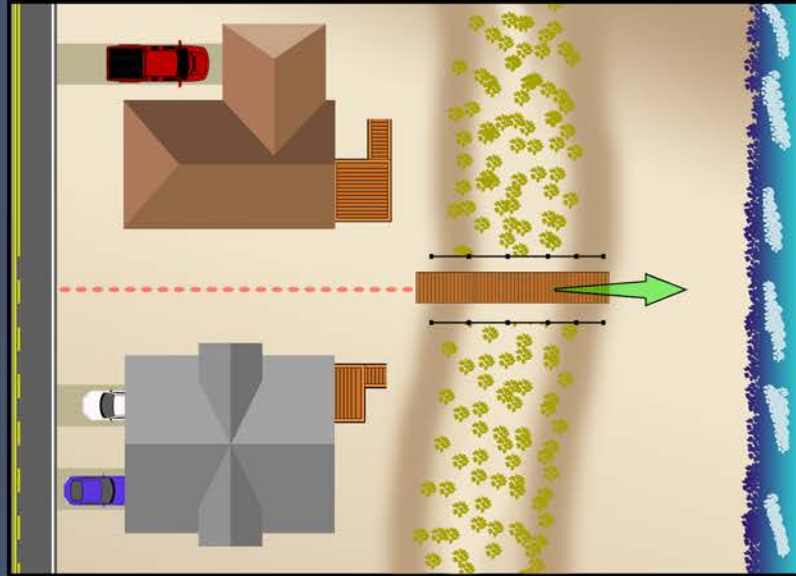
**TOE-to-TOE:** Post-&-Rope can mark new pathways extending from one toe to the other. Rollout Matting\* can be added to dunes with stable vegetation.

Permits required for ALL options, available at: [www.OakIslandNC.gov/AccessPermit](http://www.OakIslandNC.gov/AccessPermit).

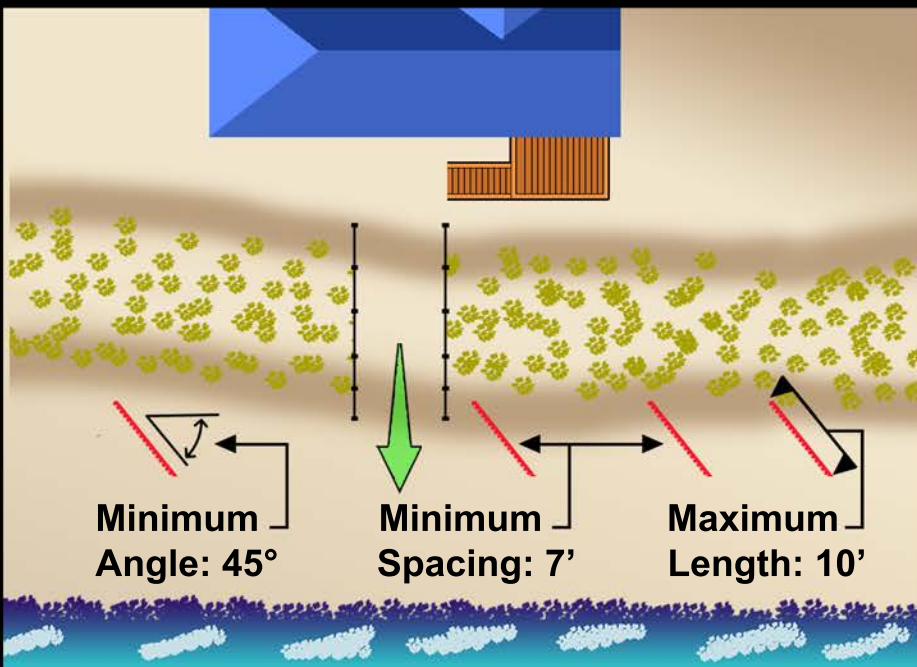
**DIRECT ACCESS** provides pathways up to 6' wide on individual property.



**SHARED ACCESS** provides single 8' wide pathway, centered on property line.



**SAND FENCING** permits are required prior to installation, and are available on the Town Website at: [www.OakIslandNC.gov/SandFence](http://www.OakIslandNC.gov/SandFence)



**MATERIALS** accepted include post-&-rope, slat fencing, and wood / composite rollout mats\*.



\*NOTE: Rollout Matting can only be added over dune areas with existing natural and stable vegetation.