

WHY EROSION CONTROL?

What can raise the cost of your water or electric bill?

What can close your favorite fishing area, swimming lake or stream?

What can destroy wildlife habitat overnight?

What can change your valuable property into a worthless piece of land?

Hint - It is the single largest pollutant by volume of North Carolina's lakes, rivers, and streams - and it's not toxic waste or spilled chemicals.

The answer - sediment caused by soil erosion



Erosion from unprotected construction sites harm our rivers, lakes, and streams.

THE LAW

The Sedimentation Pollution Control Act (SPCA) and state rules require **anyone** involved in land-disturbing activities to take special precautions to reduce soil erosion and prevent sedimentation that damages waterways and property.

Everyone must control erosion and sedimentation:

"Persons conducting land-disturbing activity shall take all reasonable measures to protect all public and private property from damage caused by such activities." (15A NCAC 04B .0105)

Before any land-disturbing activity begins, check with your local government's regulations on erosion and sedimentation control as well as those of the North Carolina Erosion and Sedimentation Control Program.

WHAT CAN BE DONE TO CONTROL SEDIMENTATION?

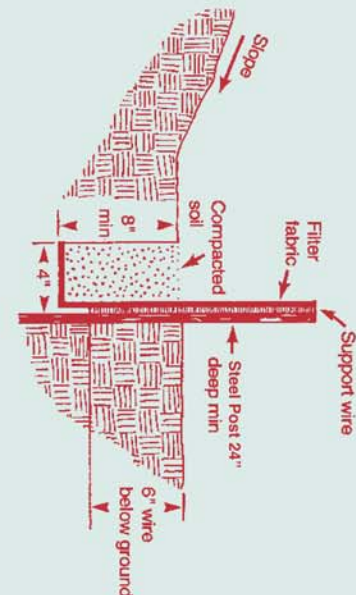

Here are some simple devices that can be used during construction to reduce erosion and minimize sedimentation.

- Temporary and permanent vegetation
- Sediment fence on property border
- Stone construction entrance
- Grass-covered drainage ditches

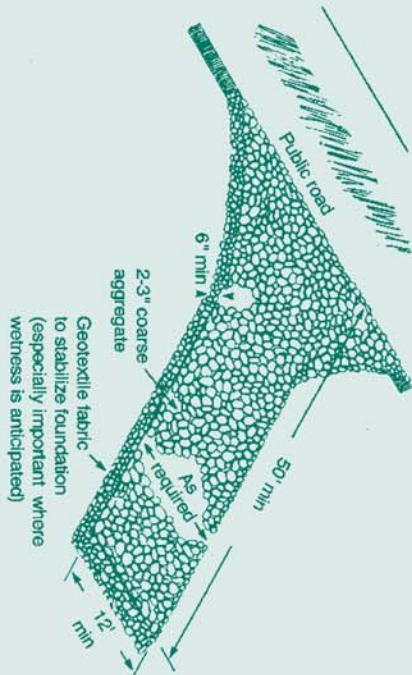


Sediment Fence

Inspect sediment fences after each rainfall and remove sediment deposits when they reach a height one-third the height of the sediment fence. Sediment removed from behind the fence should be placed on the property and properly stabilized.



Temporary Gravel Entrance/Exit



The gravel entrance/exit provides a stable entrance condition from the construction site and keeps sediment off public roads.

Inspect entrance/exit pad and sediment disposal area weekly and after heavy rains or heavy use.

Reshape pad as needed for drainage and runoff control.

Topdress with clean stone as needed.

Immediately remove sediment tracked or washed onto public roads.



Asheville:
2090 US Highway 70
Swannanoa, NC 28778-8211
(828) 296-4500

Fayetteville:
225 Green St. Suite 714
Fayetteville, NC 28301-5095
(910) 433-3300

Mooresville:
610 E. Center Ave.
Suite 301
Mooresville, NC 28115
(704) 663-1699

Washington:
943 Washington Square Mall
Washington, NC 27889
(252) 946-6481

Winston-Salem:
459 West Hanes Mill Road
Suite 300
Winston-Salem, NC 27105-7407
(336) 776-9800

Wilmington:
127 Cardinal Dr. Ext.
Wilmington, NC 28405
(910) 796-7215

Raleigh:
3800 Barrett Dr.
1628 Mail Service Center
Raleigh, NC 27609
(919) 791-4200

Raleigh Central:
512 North Salisbury Street
1612 Mail Service Center
Raleigh, NC 27699-1612
(919) 707-9220


<https://deq.nc.gov/about/divisions/energy-mineral-land-resources>

Report possible violations of the
Sedimentation Pollution Control Act by calling:
1-866-STOPMUD (786-7683)



Revised: 7/18

CONTROLLING EROSION AND SEDIMENTATION ON SINGLE FAMILY HOME CONSTRUCTION SITES



North Carolina Erosion and Sedimentation Control Program