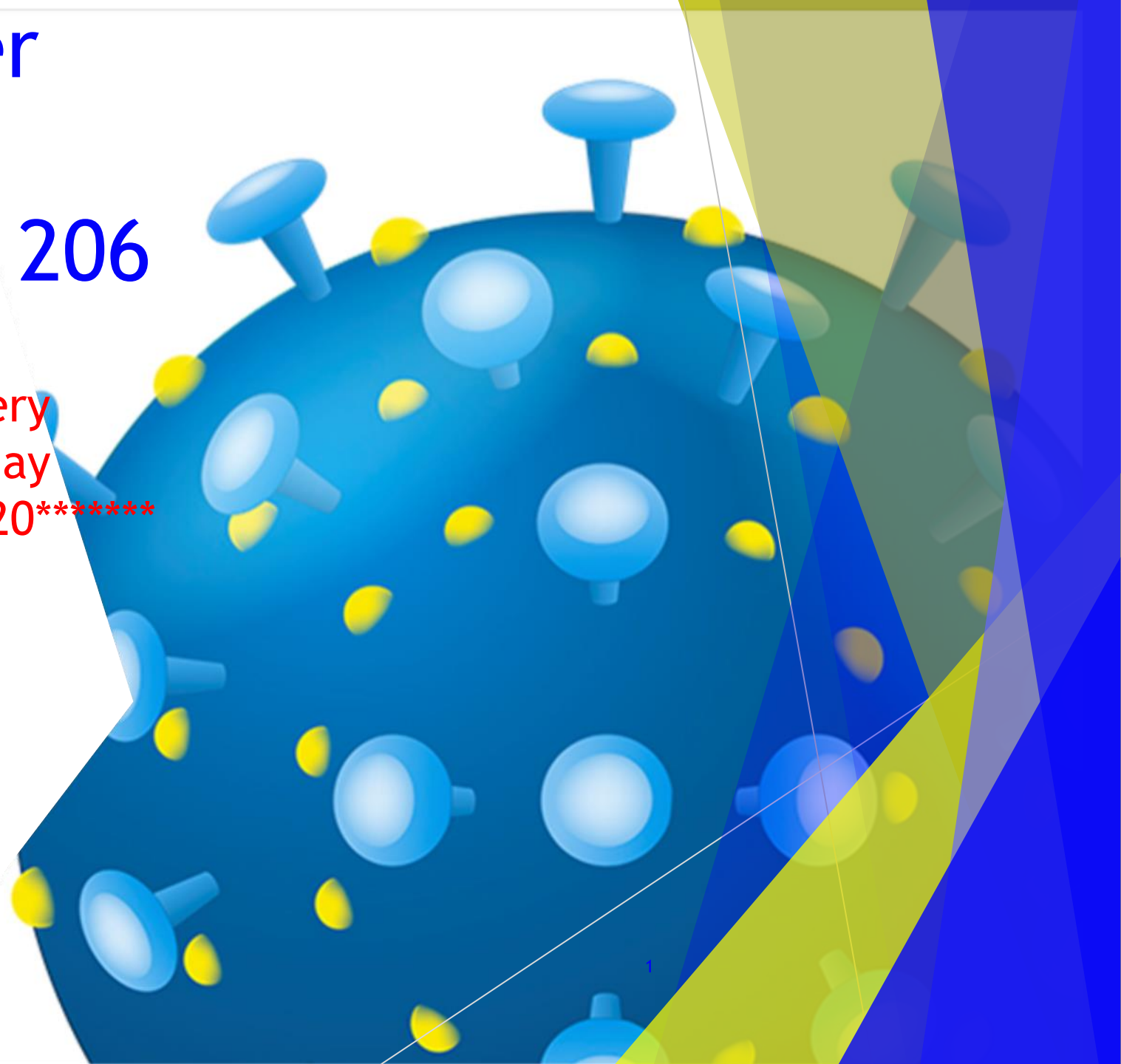


COVID-19 Partner Briefing Operational Day 206 October 4, 2020

*****Updates will be sent every
Monday, Wednesday, and Friday
beginning on October 5th, 2020*****

Brunswick County Health and Human Services



Case Count

*****Updates will be sent every Monday, Wednesday, and Friday beginning on October 5th, 2020*****



35,008,447 cases globally (1,034,818 deaths)



7,411,716 in the United States (209,720 deaths)



***217,496 cases in North Carolina (3,634 deaths) NCDHHS**



***1,728 cases in Brunswick County (27 deaths)**

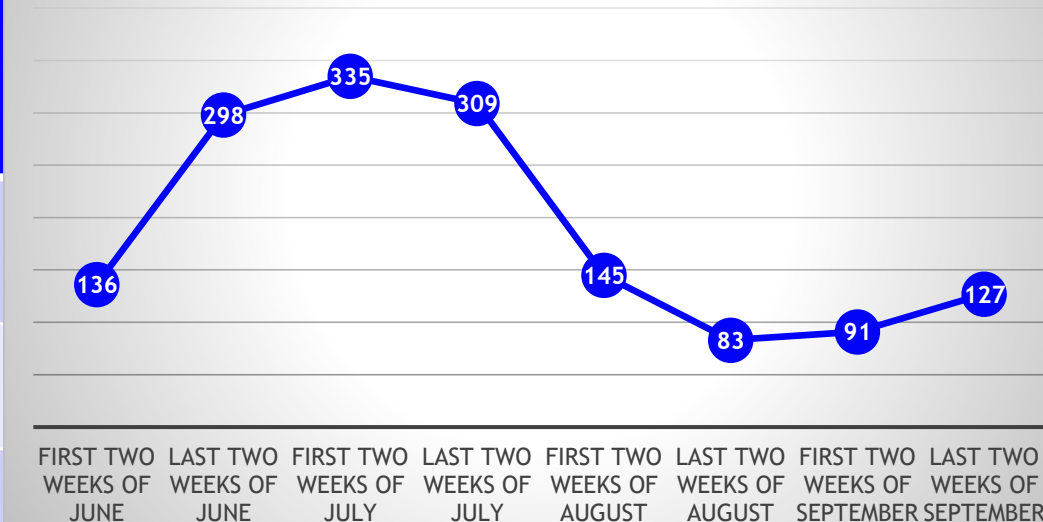
*Current as of 10/4/2020 4:00 pm, case count now includes reported total antigen and PCR diagnostic testing

*Most up-to-date numbers can be found at: [Coronavirus COVID-19 Global Cases by the Center for Systems Science and Engineering \(CSSE\) at Johns Hopkins University \(JHU\)](#)

Surrounding Counties COVID-19 Case Increases

County	Reported Cases as of 10-4	Percent Increase Cases from 6-2 to 10-4	Total Cases per 10,000 Population as of 10-4	Deaths
New Hanover	4,602	2,167%	197	33
Columbus	1,422	322%	254	57
Horry, SC	10,622	2,240%	300	202
Pender	1,029	1,170%	163	7
Brunswick	1,728	1,471%	121	27
NC	217,496	628%	207	3,634

Brunswick County Positive PCR COVID-19 Cases



*****Updates will be sent every Monday, Wednesday, and Friday beginning on October 5th, 2020*****

NC COVID-19 Positive Case Statistics

- ▶ North Carolina
 - ▶ 217,496 Known COVID-19 cases
 - ▶ 907 Currently Hospitalized
 - ▶ 3,634 Deaths
 - ▶ Patients Presumed to be Recovered = 184,422
 - ▶ All data is preliminary and may change as cases are investigated, Numbers may not sum to 100% due to rounding

Gender	Percent of Cases	Percent of Deaths
Male	48%	52%
Female	52%	48%

Age Group	Percent of Cases	Percent of Deaths
0-17	11%	0%
18-24	17%	0%
25-49	41%	4%
50-64	19%	15%
65+	13%	81%

Brunswick County Resident COVID-19 Positive Case Statistics

- ▶ Brunswick County Resident
 - ▶ 1,728 Known COVID-19 cases
 - ▶ 144 Isolated at 109 different homes
 - ▶ 6 Isolated at hospital
 - ▶ 27 Deaths
 - ▶ 1,551 Currently recovered
 - ▶ All data is preliminary and may change as cases are investigated, Numbers may not sum to 100% due to rounding.
 - ▶ Current studies show that as many as 10% to 50% of COVID-19 cases may initially report to be asymptomatic.

Gender	Percent of Cases
Male	47%
Female	53%

Age Group	Percent of Cases	Percent of Deaths
0-17	11%	0%
18-24	12%	0%
25-49	35%	11%
50-64	21%	0%
65+	21%	89%

Brunswick County Non-Resident COVID-19 Positive Case Statistics

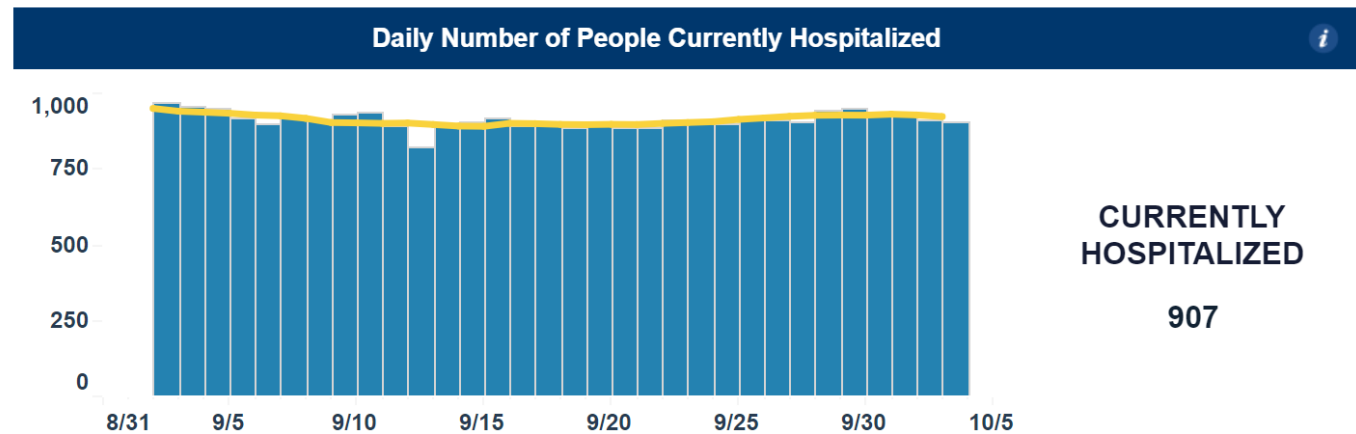
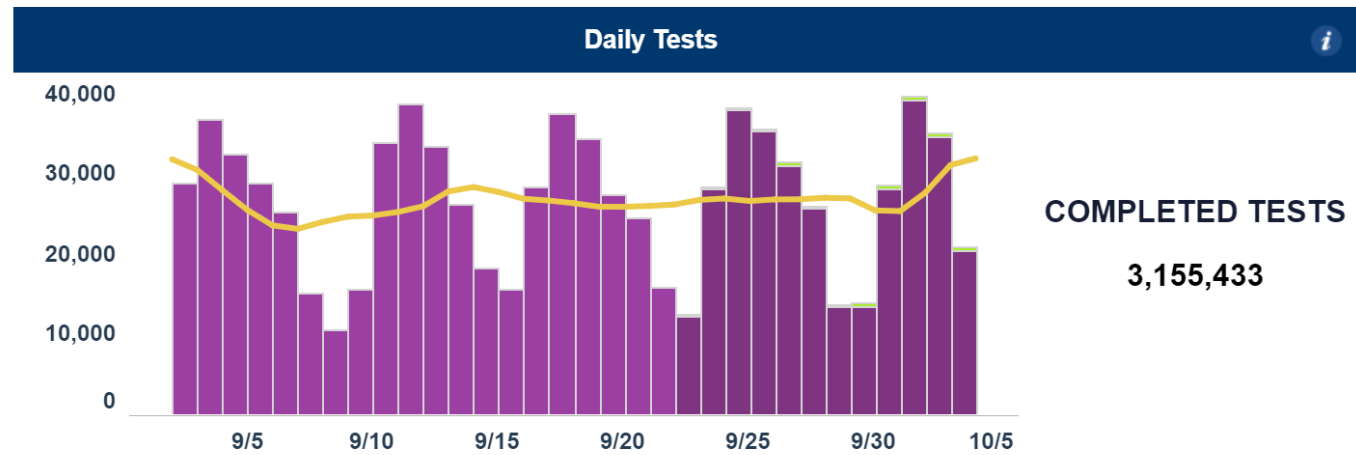
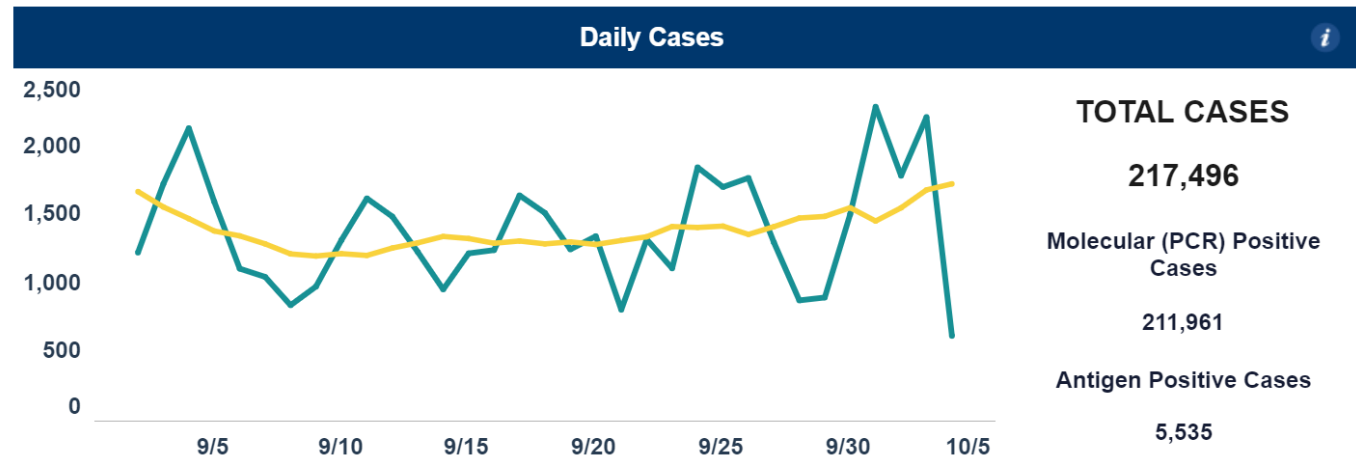
- ▶ Brunswick County Non-Resident
 - ▶ 17 Known COVID-19 cases
 - ▶ 0 Isolated at home
 - ▶ 0 Isolated at hospital
 - ▶ 2 Deaths
 - ▶ 12 Currently recovered
 - ▶ 3 Transferred monitoring to home residence
 - ▶ All data is preliminary and may change as cases are investigated, Numbers may not sum to 100% due to rounding

Gender	Percent of Cases
Male	59%
Female	41%

Age Group	Percent of Cases	Percent of Deaths
0-17	0%	0%
18-24	0%	0%
25-49	47%	0%
50-64	24%	0%
65+	29%	100%

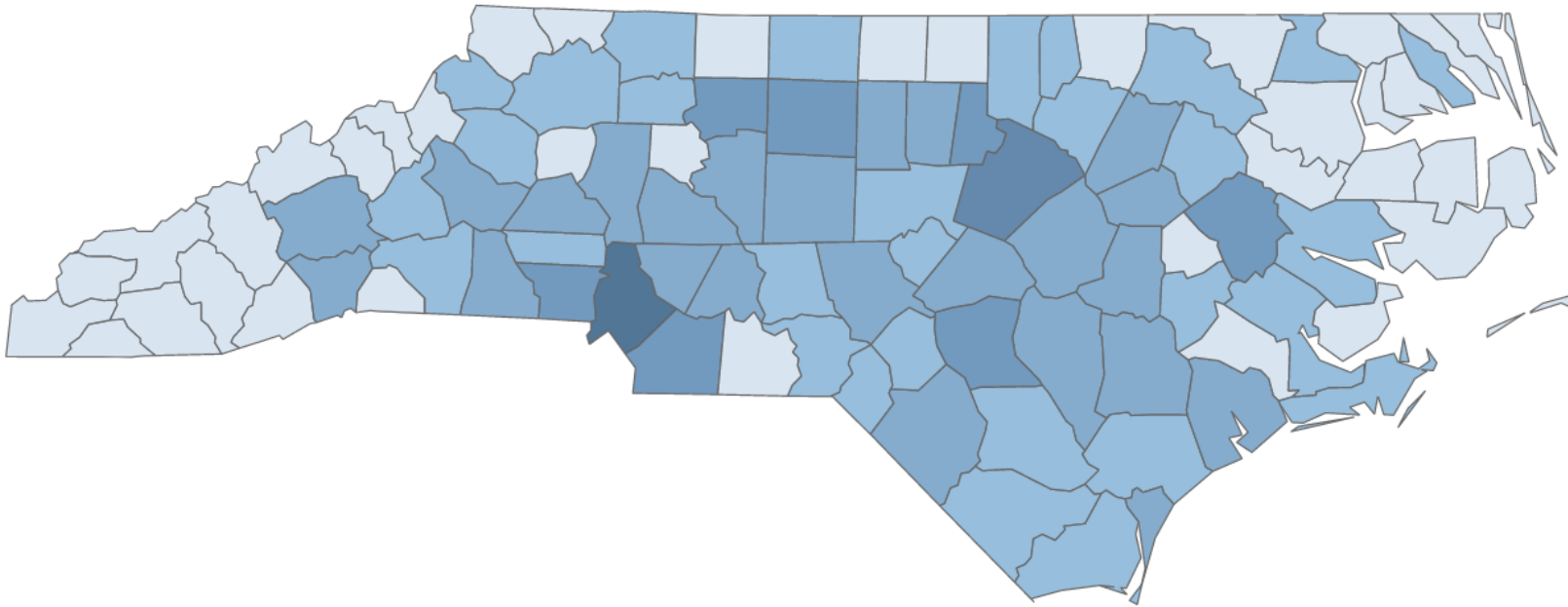
NC DATA

Updated daily by approximately 12:00 p.m. Last updated October 4, 2020 at 12:00 p.m.



NC DATA

Total Reported Cases by County



Map Credit: NCDHHS



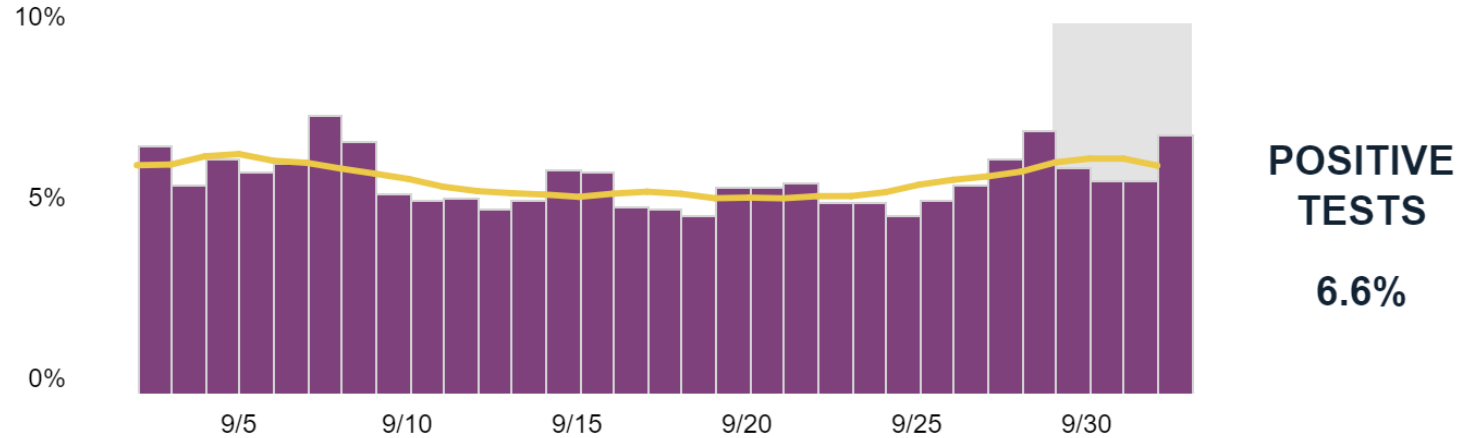
Positive Tests as a Percent of Total Tests



Is North Carolina seeing a 14-day downward trajectory or sustained leveling of positive tests as a percentage of total tests?

As we ramp up testing, there will be more positive tests. Looking at what percent of total tests are positive helps us understand whether *positive* Molecular (PCR) tests are increasing in comparison to the total number of PCR tests conducted.

Laboratory results received electronically for previous dates may cause slight variation in day-to-day reporting.

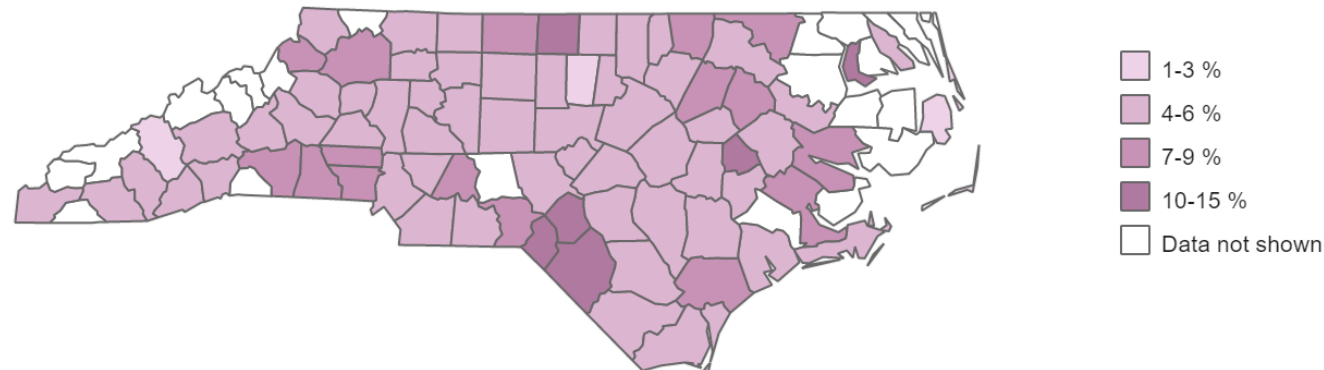


Percent Positive by County



Which counties are seeing a decline or sustained level of percent of tests that are positive?

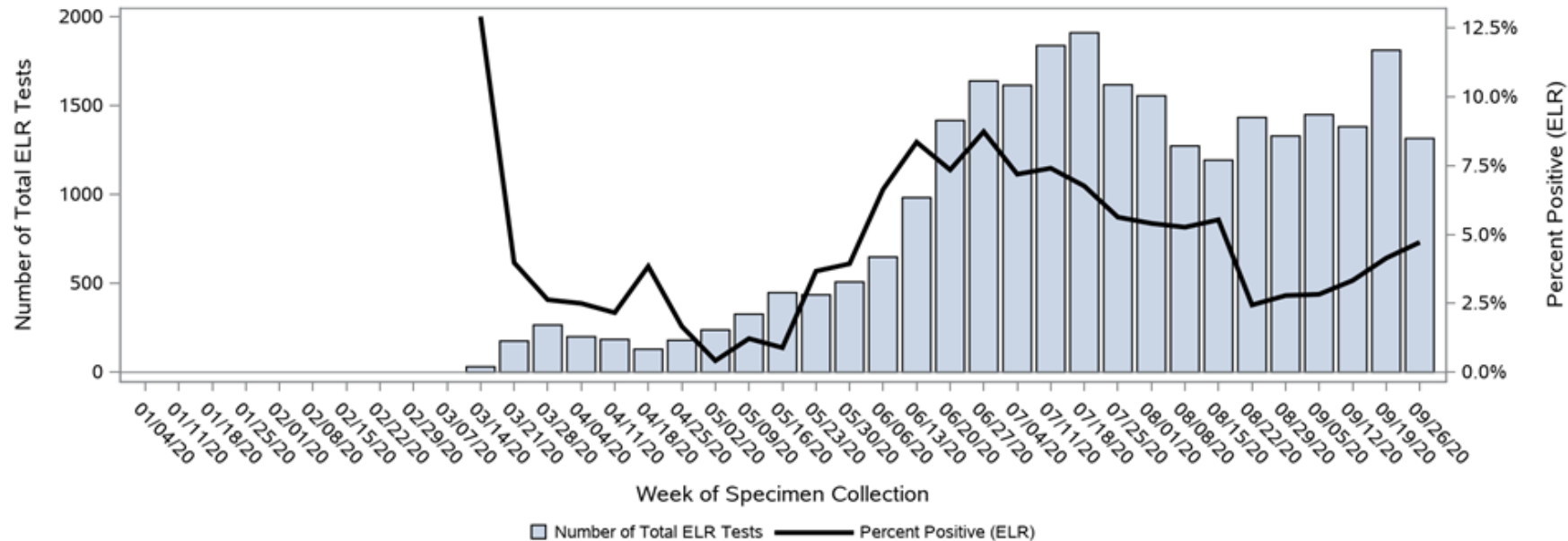
It is important to recognize that the amount of testing being conducted varies across counties. Because the percent positive is calculated using only molecular (PCR) testing data reported electronically in to NC COVID, which is a subset of total tests reported, county-level percent positive rates may be impacted by how many of the total tests for residents in the county were reported electronically through NC COVID.



Brunswick County DATA

D. ELECTRONIC LAB REPORTING: PERCENT POSITIVE

This shows the percent of positive tests as a proportion of total ELR tests. We know that as testing increases, the number of cases can climb. This gives us an idea of the number of cases with respect to the amount of testing being done. These are only calculated using results from labs that report into NC EDSS electronically, listed below. Thus, this may not be representative if a large amount of tests in Brunswick County are being done by labs not reporting electronically.



NOTES:

- 1) The total number of tests represents only positive, negative, and indeterminate COVID-19 test results coming from labs using electronic lab reporting (ELR) to report to NC DPH. New labs are continuously being onboarded for ELR.
- 2) The week represents the week of specimen collection.
- 3) Percent positive by county is not currently reported on the NCDHHS website.
- 4) Dates in the figure above represent the ending date of each week.
- 5) Recently collected specimens may not yet be reported.

CDC

- ▶ People with COVID-19 have had a wide range of symptoms reported - ranging from mild symptoms to severe illness. Symptoms may appear 2-14 days after exposure to the virus.
 - ▶ Cough
 - ▶ Shortness of breath or difficulty breathing
- ▶ Or at least two of these symptoms:
 - ▶ Fever
 - ▶ Chills
 - ▶ Repeated shaking with chills
 - ▶ Muscle pain
 - ▶ Headache
 - ▶ Sore throat
 - ▶ New loss of taste or smell
 - ▶ Congestion
 - ▶ Runny Nose
 - ▶ Nausea
 - ▶ Diarrhea

CORONAVIRUS TESTING INFORMATION

Coronavirus tests are available in Brunswick County

The following groups are some of the populations with higher risk of exposure or a higher risk of severe disease if they become infected. People in these groups should get tested if they believe they may have been exposed to COVID-19, whether or not they have symptoms:

- ▶ People who live in or have regular contact with high-risk settings (e.g., long-term care facility, homeless shelter, correctional facility, migrant farmworker camp)
- ▶ Historically Marginalized populations who may be at higher risk for exposure
- ▶ Frontline and essential workers (grocery store clerks, gas station attendants, child care workers, construction sites, processing plants, etc.) in settings where social distancing is difficult to maintain
- ▶ Health care workers or first responders (e.g. EMS, law enforcement, fire department, military)
- ▶ People who are at high risk of severe illness (e.g., people over 65 years of age, people of any age with underlying health conditions)
- ▶ People who have attended protests, rallies, or other mass gatherings could have been exposed to someone with COVID-19 or could have exposed others. Testing should be considered for people who attended such events, particularly if they were in crowds or other situations where they couldn't practice effective social distancing.
- ▶ Anyone with more serious symptoms should call their doctor or 911 right away. More serious symptoms can include shortness of breath, difficulty breathing, chest pain or pressure, confusion or blue lips

NCDHHS Announcements

Wednesday, September 30

North Carolina will [move to Phase 3](#), easing some restrictions while continuing safety measures to combat the spread of COVID-19. [Executive Order 169](#) begins Oct. 2 at 5 p.m. and continues for three weeks through October 23. Read the Order's [FAQs](#) and review [Phase 3 guidance](#).

Monday, September 28

As North Carolina's key metrics continue to remain stable and strong infection prevention and control requirements remain in place, the North Carolina Department of Health and Human Services issued a [Secretarial Order](#) updating visitation guidelines for nursing homes to allow indoor visitation. [Read the press release](#).

Know Your Ws



WEAR

a cloth
face covering.



WAIT

6 feet apart.
Avoid close
contact.



WASH

your hands
often or use
hand sanitizer.

STOP!

Do not enter if you
have these symptoms
of COVID-19

- Cough
- Shortness of breath
- Fever
- Chills
- Muscle pain
- Headache
- Sore throat
- Loss of taste or smell

**Staying apart brings us together.
Protect your family and neighbors.**



#StayStrongNC

Learn more at
nc.gov/covid19.



NC DEPARTMENT OF
HEALTH AND
HUMAN SERVICES

HOW IT SPREADS

- ▶ **Person-to Person (main way)**
 - ▶ Respiratory Droplets-cough or sneeze
 - ▶ Within 6 feet
- ▶ **Contact Infected Surface or Object**
 - ▶ Then touching nose, eyes, mouth

YOUR RISK FOR COVID-19

If you think you have come into contact with someone who has tested positive for COVID-19, here is information about determining your risk of contracting the virus.

For more information, visit:
brunswickcountync.gov/coronavirus
ncdhhs.gov/coronavirus
cdc.gov/coronavirus

NO RISK

0

Briefly walking by a person who tested positive for COVID-19 and was not experiencing symptoms.

LOW RISK

1

Being in the same room as a person who tested positive for COVID-19, had symptoms and you were within 6 feet.

MEDIUM RISK

2

Sustained close contact (15 minutes or longer) within 6 feet of a person with COVID-19 while they had symptoms.

HIGH RISK

3

Close household contact with a person who tested positive for COVID-19.



ACCORDING TO THE CDC, INDIVIDUALS AT HIGH RISK OF BECOMING ILL FROM CORONAVIRUS INCLUDE OLDER ADULTS AND INDIVIDUALS WITH SERIOUS CHRONIC OR LONG-TERM MEDICAL CONDITIONS.

Keep Updated

- ▶ [CDC COVID-19 Website](#)
- ▶ [NCDHHS COVID-19 Website](#)
- ▶ [Brunswick County Health Services COVID-19 Website](#)
- ▶ [News from Brunswick County Government](#)
- ▶ [Sign up for email updates on emergency situation news releases](#)
- ▶ [Brunswick County Social Media](#)
- ▶ [Emergency Alert Notifications \(phone calls, text, and/or emails\)](#)