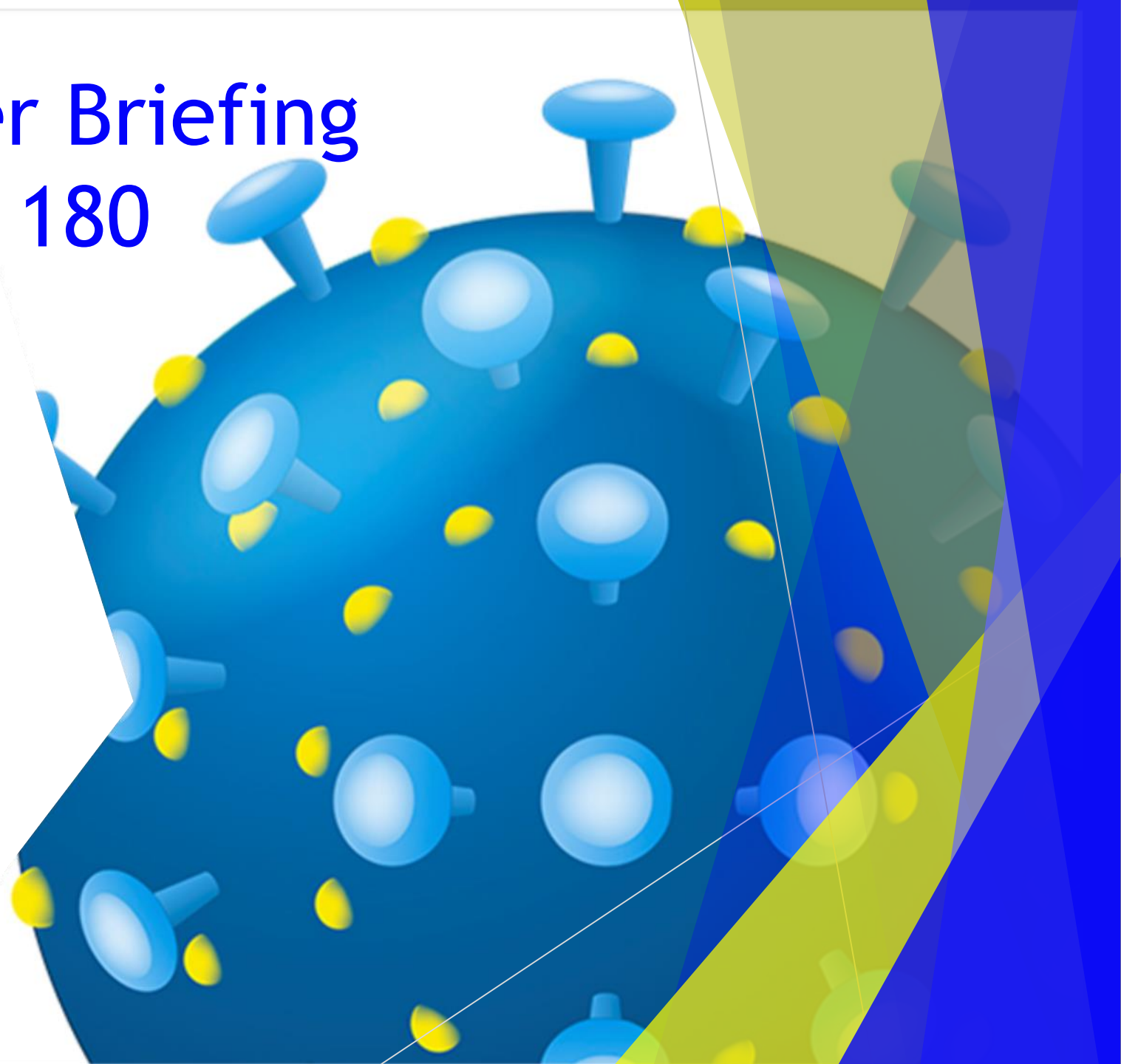


COVID-19 Partner Briefing

Operational Day 180

September 9, 2020

Brunswick County Health and Human Services



Case Count



27,665,462 cases globally (899,318 deaths)



6,341,317 in the United States (190,132 deaths)



179,532 cases in North Carolina (2,958 deaths) NCDHHS



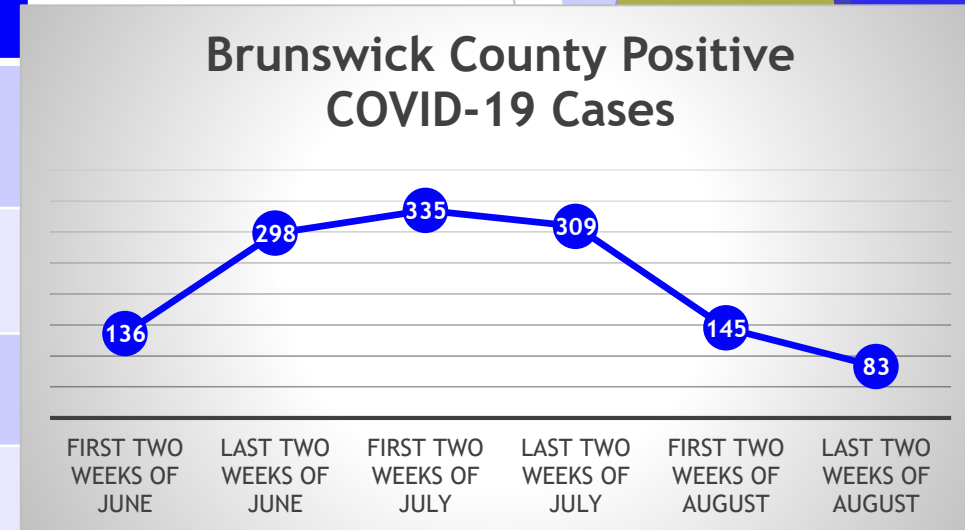
1,456 cases in Brunswick County (26 deaths)

*Numbers current as of 9/9/2020 2:00 pm John Hopkins Data

*Most up-to-date numbers can be found at: [Coronavirus COVID-19 Global Cases by the Center for Systems Science and Engineering \(CSSE\) at Johns Hopkins University \(JHU\)](#)

Surrounding Counties COVID-19 Case Increases

County	Reported Cases as of 9-9	Percent Increase Cases from 6-2 to 9-9	Total Cases per 10,000 Population as of 9-9	Deaths
New Hanover	3,748	1,746%	160	24
Columbus	1,207	258%	216	52
Horry, SC	9,517	1,996%	269	180
Pender	801	889%	127	5
Brunswick	1,456	1,223%	102	26
NC	179,532	501%	171	2,958



NC COVID-19 Positive Case Statistics

- ▶ North Carolina
 - ▶ 179,532 Known COVID-19 cases
 - ▶ 916 Currently Hospitalized
 - ▶ 2,958 Deaths
 - ▶ Patients Presumed to be Recovered = 156,652
 - ▶ All data is preliminary and may change as cases are investigated, Numbers may not sum to 100% due to rounding

Gender	Percent of Cases	Percent of Deaths
Male	48%	52%
Female	52%	48%

Age Group	Percent of Cases	Percent of Deaths
0-17	11%	0%
18-24	16%	0%
25-49	41%	5%
50-64	19%	15%
65+	13%	80%

Brunswick County Resident COVID-19 Positive Case Statistics

- ▶ Brunswick County Resident
 - ▶ 1,456 Known COVID-19 cases
 - ▶ 60 Isolated at 48 different homes
 - ▶ 6 Isolated at hospital
 - ▶ 26 Deaths
 - ▶ 1,364 Currently recovered
 - ▶ All data is preliminary and may change as cases are investigated, Numbers may not sum to 100% due to rounding.
 - ▶ Current studies show that as many as 10% to 50% of COVID-19 cases may initially report to be asymptomatic.

Gender	Percent of Cases
Male	47%
Female	53%

Age Group	Percent of Cases	Percent of Deaths
0-17	11%	0%
18-24	13%	0%
25-49	35%	12%
50-64	21%	0%
65+	19%	88%

Brunswick County Non-Resident COVID-19 Positive Case Statistics

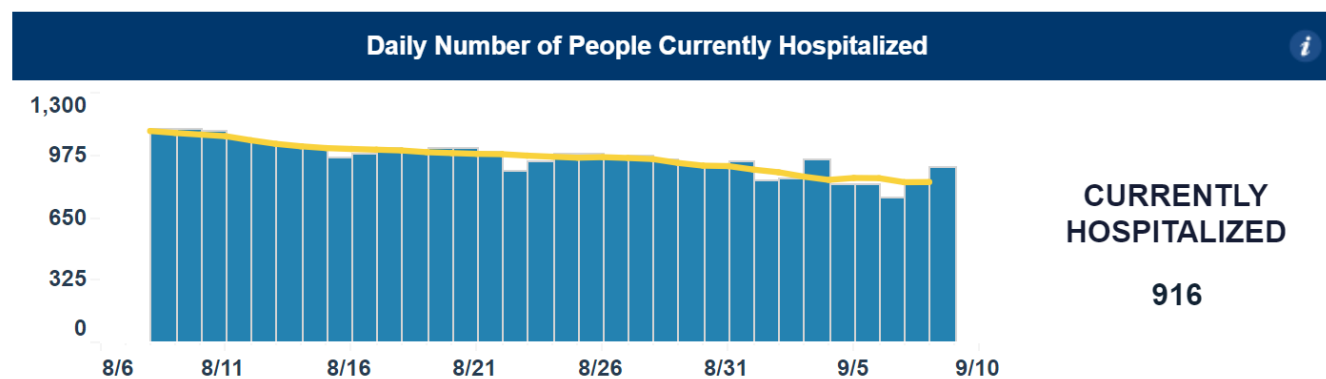
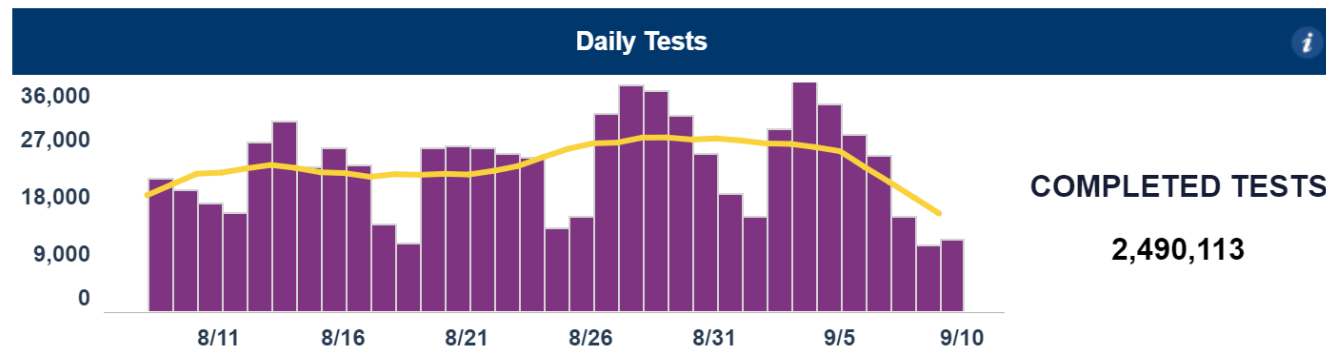
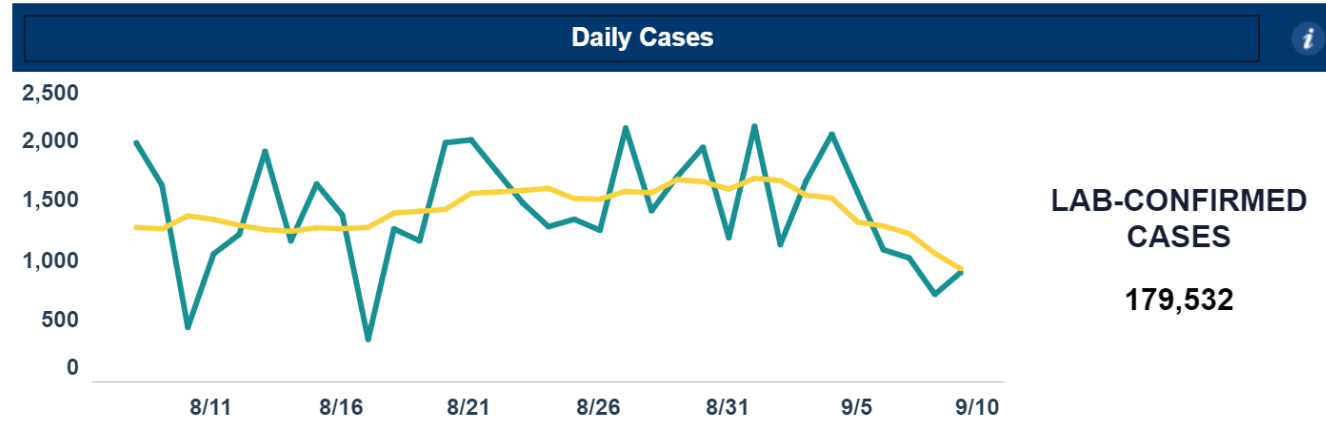
- ▶ Brunswick County Non-Resident
 - ▶ 17 Known COVID-19 cases
 - ▶ 0 Isolated at home
 - ▶ 0 Isolated at hospital
 - ▶ 2 Deaths
 - ▶ 12 Currently recovered
 - ▶ 3 Transferred monitoring to home residence
 - ▶ All data is preliminary and may change as cases are investigated, Numbers may not sum to 100% due to rounding

Gender	Percent of Cases
Male	59%
Female	41%

Age Group	Percent of Cases	Percent of Deaths
0-17	0%	0%
18-24	0%	0%
25-49	47%	0%
50-64	24%	0%
65+	29%	100%

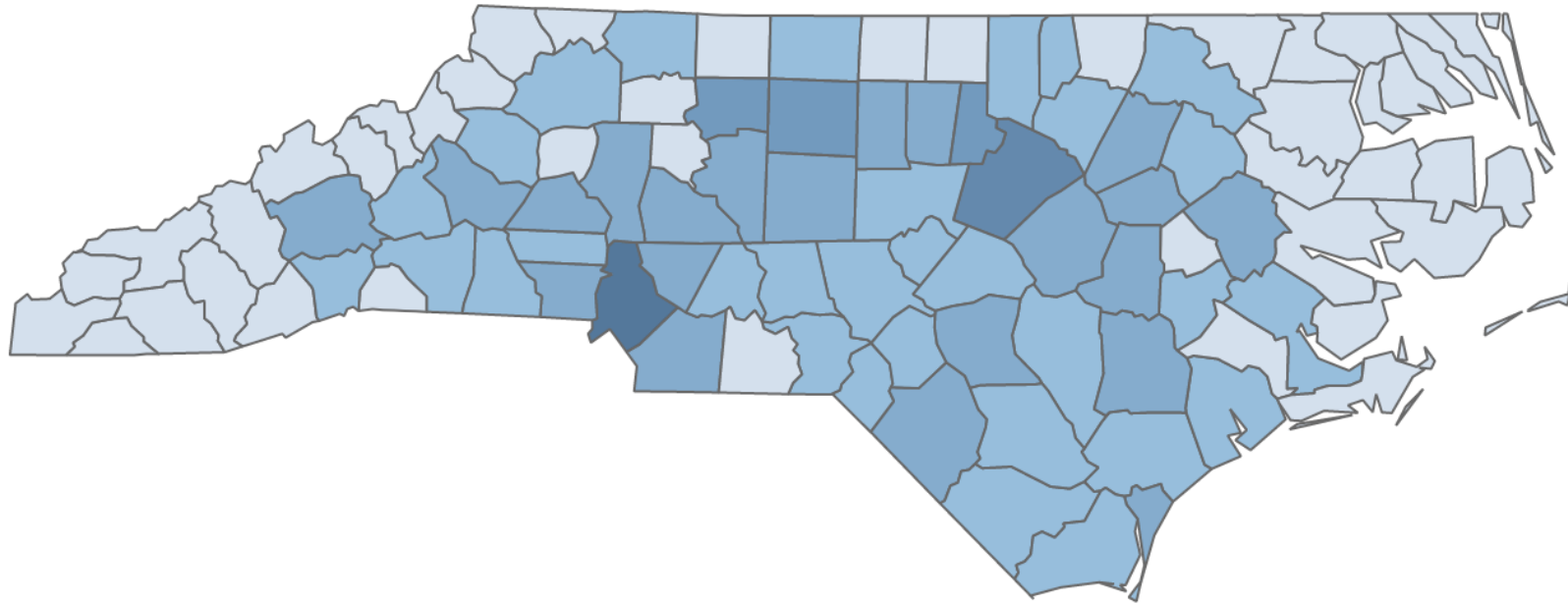
NC DATA

Updated daily by approximately 12:00 p.m. Last updated September 9, 2020 at 11:40 a.m.



NC DATA

Total Reported Cases by County



Map Credit: NCDHHS



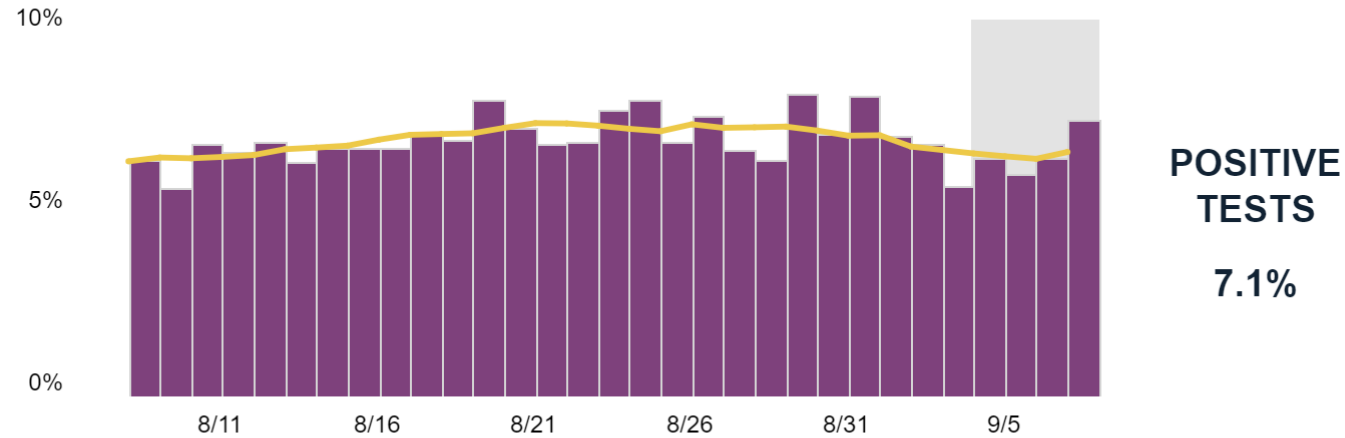
Positive Tests as a Percent of Total Tests



Is North Carolina seeing a 14-day downward trajectory or sustained leveling of positive tests as a percentage of total tests?

As we ramp up testing, there will be more laboratory-confirmed positive tests. Looking at what percent of total tests are positive helps us understand whether positive tests are increasing in comparison to the total number of tests conducted.

Laboratory results received electronically for previous dates may cause slight variation in day-to-day reporting.

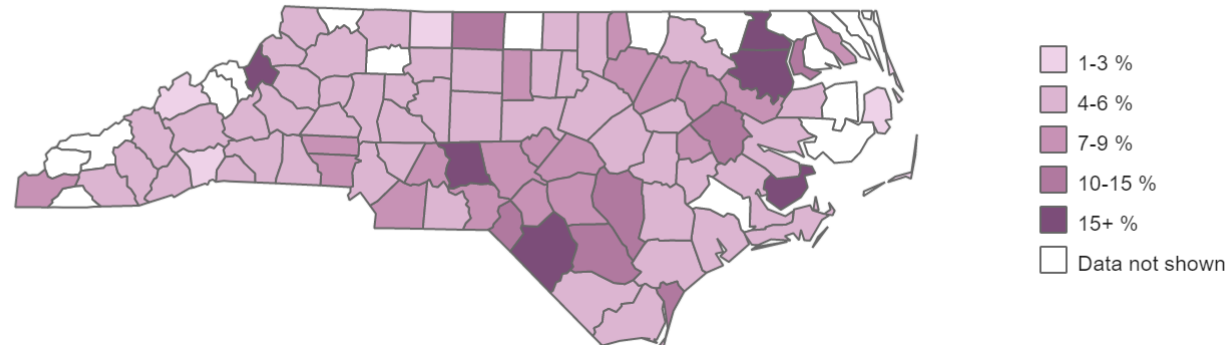


Percent Positive by County



Which counties are seeing a decline or sustained level of percent of tests that are positive?

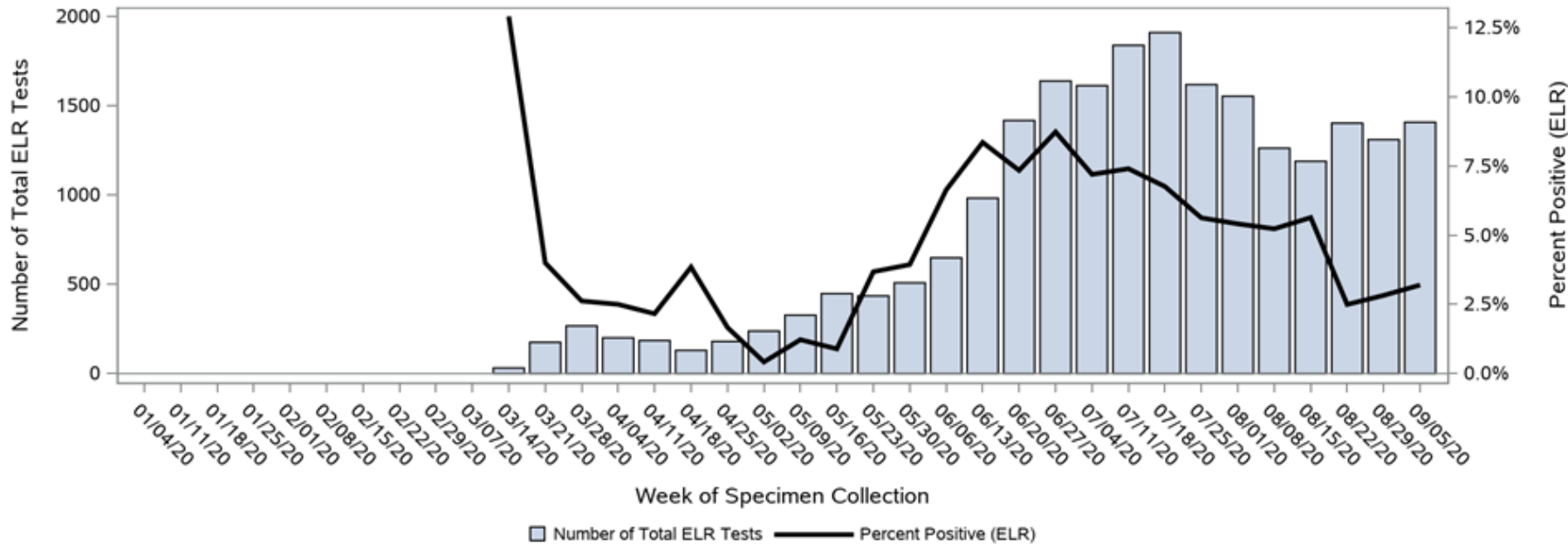
It is important to recognize that the amount of testing being conducted varies across counties. Because the percent positive is calculated using electronically reported data from NC EDSS only, which is a subset of total tests reported, county-level percent positive rates may be impacted by how many of the total tests for residents in the county were reported electronically through NC EDSS.



Brunswick County DATA

D. ELECTRONIC LAB REPORTING: PERCENT POSITIVE

This shows the percent of positive tests as a proportion of total ELR tests. We know that as testing increases, the number of cases can climb. This gives us an idea of the number of cases with respect to the amount of testing being done. These are only calculated using results from labs that report into NC EDSS electronically, listed below. Thus, this may not be representative if a large amount of tests in Brunswick County are being done by labs not reporting electronically.



NOTES:

- 1) The total number of tests represents only positive, negative, and indeterminate COVID-19 test results coming from labs using electronic lab reporting (ELR) to report to NC DPH. New labs are continuously being onboarded for ELR.
- 2) The week represents the week of specimen collection.
- 3) Percent positive by county is not currently reported on the NCDHHS website.
- 4) Dates in the figure above represent the ending date of each week.
- 5) Recently collected specimens may not yet be reported.

CDC

- ▶ People with COVID-19 have had a wide range of symptoms reported - ranging from mild symptoms to severe illness. Symptoms may appear 2-14 days after exposure to the virus.
 - ▶ Cough
 - ▶ Shortness of breath or difficulty breathing
- ▶ Or at least two of these symptoms:
 - ▶ Fever
 - ▶ Chills
 - ▶ Repeated shaking with chills
 - ▶ Muscle pain
 - ▶ Headache
 - ▶ Sore throat
 - ▶ New loss of taste or smell
 - ▶ Congestion
 - ▶ Runny Nose
 - ▶ Nausea
 - ▶ Diarrhea

CORONAVIRUS TESTING INFORMATION

Coronavirus tests are available in Brunswick County

The following groups are some of the populations with higher risk of exposure or a higher risk of severe disease if they become infected. People in these groups should get tested if they believe they may have been exposed to COVID-19, whether or not they have symptoms:

- ▶ People who live in or have regular contact with high-risk settings (e.g., long-term care facility, homeless shelter, correctional facility, migrant farmworker camp)
- ▶ Historically Marginalized populations who may be at higher risk for exposure
- ▶ Frontline and essential workers (grocery store clerks, gas station attendants, child care workers, construction sites, processing plants, etc.) in settings where social distancing is difficult to maintain
- ▶ Health care workers or first responders (e.g. EMS, law enforcement, fire department, military)
- ▶ People who are at high risk of severe illness (e.g., people over 65 years of age, people of any age with underlying health conditions)
- ▶ People who have attended protests, rallies, or other mass gatherings could have been exposed to someone with COVID-19 or could have exposed others. Testing should be considered for people who attended such events, particularly if they were in crowds or other situations where they couldn't practice effective social distancing.
- ▶ Anyone with more serious symptoms should call their doctor or 911 right away. More serious symptoms can include shortness of breath, difficulty breathing, chest pain or pressure, confusion or blue lips

NCDHHS Announcements

Wednesday, September 2

- NCDHHS launched the NC Medicaid Optional COVID-19 Testing program, which will reimburse Medicaid providers for costs associated with COVID-19 testing of people without insurance. The reimbursement program will continue during the duration of the COVID-19 federal declaration of emergency. The NCDHHS website offers resources for [individuals](#) and [health care providers](#) interested in learning more about or participating in the program

Tuesday, September 1

- NC DHHS announced a careful step forward, [moving North Carolina into “Safer At Home Phase 2.5” restrictions](#), beginning 5 p.m. Friday, Sept. 4.
 - [View Executive Order 163](#)
 - [View FAQs about Safer At Home Phase 2.5](#)

Monday, August 31

- In an effort to continue slowing the spread of COVID-19, NCDHHS announced [Executive Order 162](#) to extend the limited hours on the sale of alcoholic drinks in North Carolina. As the state continues to fight the spread of COVID-19, the Order requires restaurants to end the sale of alcoholic beverages at 11 pm. This Order will remain in effect through October 2, 2020.

HOW IT SPREADS

- ▶ **Person-to Person (main way)**
 - ▶ Respiratory Droplets-cough or sneeze
 - ▶ Within 6 feet
- ▶ **Contact Infected Surface or Object**
 - ▶ Then touching nose, eyes, mouth

YOUR RISK FOR COVID-19

If you think you have come into contact with someone who has tested positive for COVID-19, here is information about determining your risk of contracting the virus.

For more information, visit:
brunswickcountync.gov/coronavirus
ncdhhs.gov/coronavirus
cdc.gov/coronavirus

NO RISK

0

Briefly walking by a person who tested positive for COVID-19 and was not experiencing symptoms.

LOW RISK

1

Being in the same room as a person who tested positive for COVID-19, had symptoms and you were within 6 feet.

MEDIUM RISK

2

Sustained close contact (15 minutes or longer) within 6 feet of a person with COVID-19 while they had symptoms.

HIGH RISK

3

Close household contact with a person who tested positive for COVID-19.



ACCORDING TO THE CDC, INDIVIDUALS AT HIGH RISK OF BECOMING ILL FROM CORONAVIRUS INCLUDE OLDER ADULTS AND INDIVIDUALS WITH SERIOUS CHRONIC OR LONG-TERM MEDICAL CONDITIONS.

Latest State Decisions Regarding Protective Actions

Know Your Ws



WEAR
a cloth
face covering.



WAIT
6 feet apart.
Avoid close
contact.



WASH
your hands
often or use
hand sanitizer.

STOP!

Do not enter if you
have these symptoms
of COVID-19

- Cough
- Shortness of breath
- Fever
- Chills
- Muscle pain
- Headache
- Sore throat
- Loss of taste or smell

**Staying apart brings us together.
Protect your family and neighbors.**



#StayStrongNC

Learn more at
nc.gov/covid19.



NC DEPARTMENT OF
HEALTH AND
HUMAN SERVICES

Keep Updated

- ▶ [CDC COVID-19 Website](#)
- ▶ [NCDHHS COVID-19 Website](#)
- ▶ [Brunswick County Health Services COVID-19 Website](#)
- ▶ [News from Brunswick County Government](#)
- ▶ [Sign up for email updates on emergency situation news releases](#)
- ▶ [Brunswick County Social Media](#)
- ▶ [Emergency Alert Notifications \(phone calls, text, and/or emails\)](#)