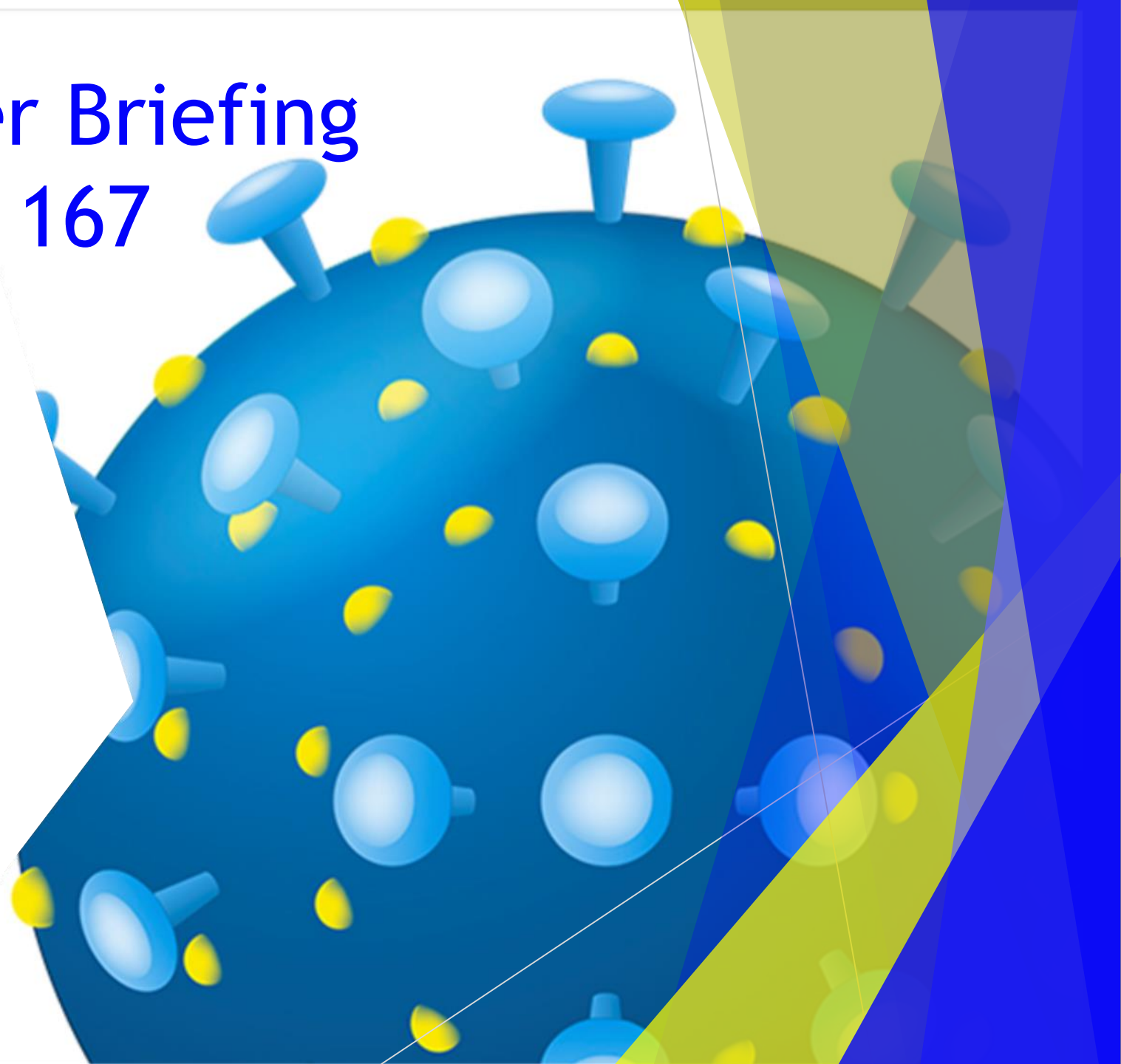


# COVID-19 Partner Briefing

## Operational Day 167

August 26, 2020

Brunswick County Health and Human Services



# Case Count



**24,000,302 cases globally (821,933 deaths)**



**5,807,480 in the United States (179,235 deaths)**



**158,985 cases in North Carolina (2,606 deaths) NCDHHS**



**1,372 cases in Brunswick County (24 deaths)**

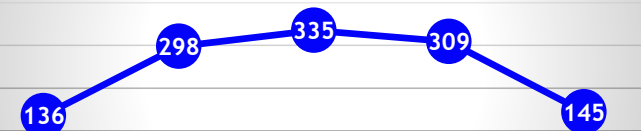
\*Numbers current as of 8/26/2020 1:00 pm John Hopkins Data

\*Most up-to-date numbers can be found at: [Coronavirus COVID-19 Global Cases by the Center for Systems Science and Engineering \(CSSE\) at Johns Hopkins University \(JHU\)](#)

# Surrounding Counties COVID-19 Case Increases

County	Reported Cases as of 8-26	Percent Increase Cases from 6-2 to 8-26	Total Cases per 10,000 Population as of 8-26	Deaths
New Hanover	3,055	1,404%	131	21
Columbus	1,058	214%	189	51
Horry, SC	9,107	1,906%	257	168
Pender	743	817%	118	4
Brunswick	1,372	1,147%	96	23
NC	158,985	432%	152	2,606

## Brunswick County Postive COVID-19 Cases



FIRST TWO WEEKS OF JUNE    LAST TWO WEEKS OF JUNE    FIRST TWO WEEKS OF JULY    LAST TWO WEEKS OF JULY    FIRST TWO WEEKS OF AUGUST

# NC COVID-19 Positive Case Statistics

- ▶ North Carolina
  - ▶ 158,985 Known COVID-19 cases
  - ▶ 1,004 Currently Hospitalized
  - ▶ 2,606 Deaths
  - ▶ Patients Presumed to be Recovered = 136,630
  - ▶ All data is preliminary and may change as cases are investigated, Numbers may not sum to 100% due to rounding

Gender	Percent of Cases	Percent of Deaths
Male	48%	53%
Female	52%	47%

Age Group	Percent of Cases	Percent of Deaths
0-17	11%	0%
18-24	15%	0%
25-49	42%	5%
50-64	19%	16%
65+	13%	79%

# Brunswick County Resident COVID-19 Positive Case Statistics

- ▶ Brunswick County Resident
  - ▶ 1,372 Known COVID-19 cases
    - ▶ 119 Isolated at 95 different homes
    - ▶ 4 Isolated at hospital
    - ▶ 24 Deaths
    - ▶ 1,225 Currently recovered
  - ▶ All data is preliminary and may change as cases are investigated, Numbers may not sum to 100% due to rounding.
  - ▶ Current studies show that as many as 10% to 50% of COVID-19 cases may initially report to be asymptomatic.

Gender	Percent of Cases
Male	47%
Female	53%

Age Group	Percent of Cases	Percent of Deaths
0-17	12%	0%
18-24	12%	0%
25-49	35%	13%
50-64	22%	0%
65+	19%	87%

# Brunswick County Non-Resident COVID-19 Positive Case Statistics

- ▶ Brunswick County Non-Resident
  - ▶ 17 Known COVID-19 cases
    - ▶ 1 Isolated at home
    - ▶ 0 Isolated at hospital
    - ▶ 2 Deaths
    - ▶ 11 Currently recovered
    - ▶ 3 Transferred monitoring to home residence
  - ▶ All data is preliminary and may change as cases are investigated, Numbers may not sum to 100% due to rounding

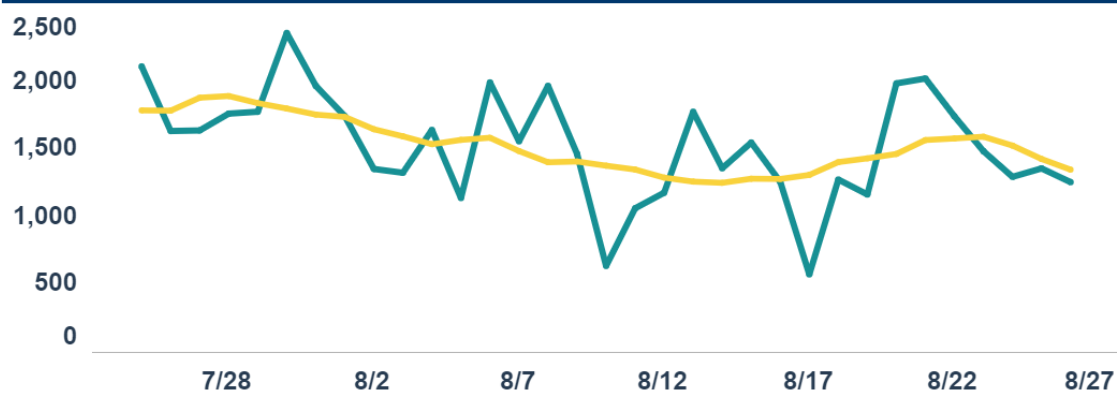
Gender	Percent of Cases
Male	59%
Female	41%

Age Group	Percent of Cases	Percent of Deaths
0-17	0%	0%
18-24	0%	0%
25-49	47%	0%
50-64	24%	0%
65+	29%	100%

# NC DATA

Updated daily by approximately 12:00 p.m. Last updated August 26, 2020 at 12:15 p.m.

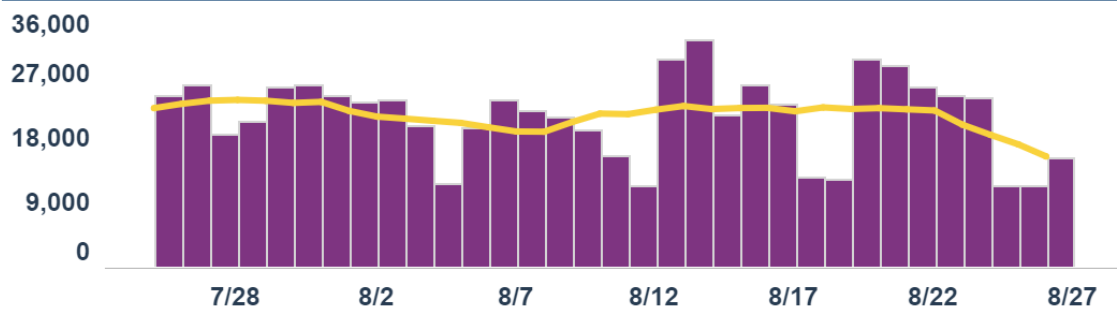
Daily Cases i



LAB-CONFIRMED  
CASES

158,985

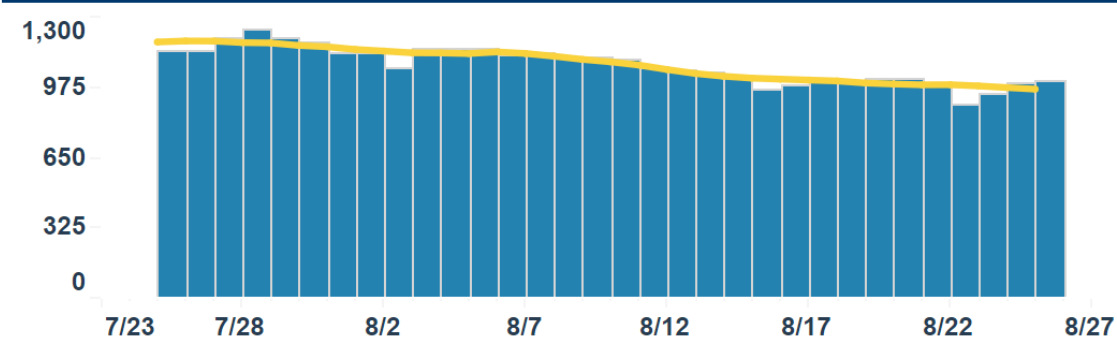
Daily Tests i



COMPLETED TESTS

2,121,001

Daily Number of People Currently Hospitalized i

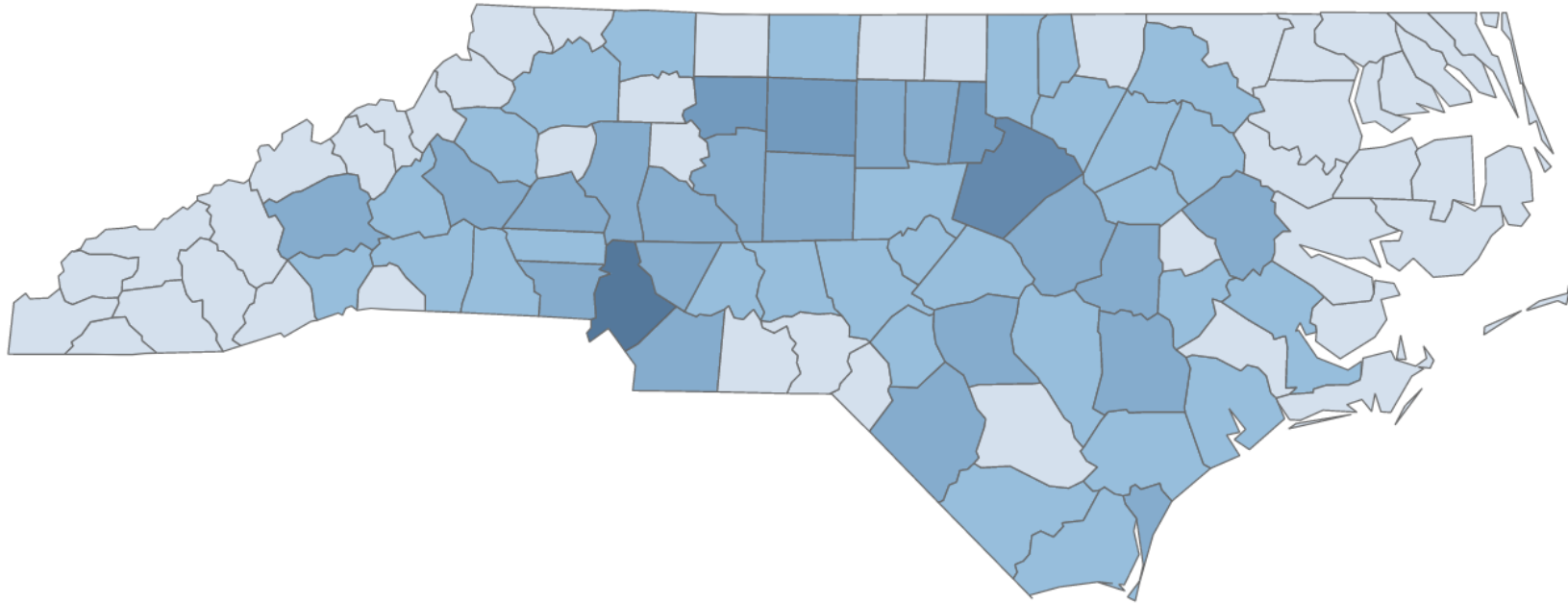


CURRENTLY  
HOSPITALIZED

1,004

# NC DATA

## Total Reported Cases by County



Map Credit: NCDHHS





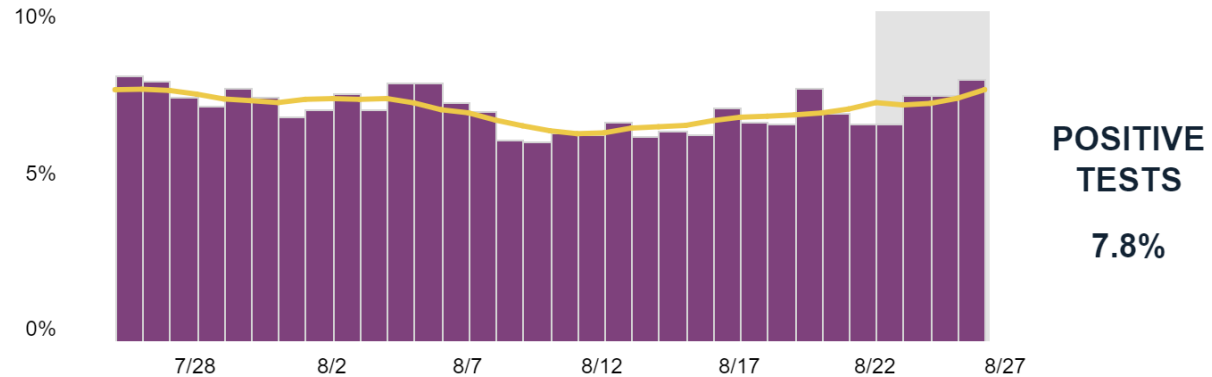
## Positive Tests as a Percent of Total Tests



Is North Carolina seeing a 14-day downward trajectory or sustained leveling of positive tests as a percentage of total tests?

As we ramp up testing, there will be more laboratory-confirmed positive tests. Looking at what percent of total tests are positive helps us understand whether positive tests are increasing in comparison to the total number of tests conducted.

Laboratory results received electronically for previous dates may cause slight variation in day-to-day reporting.

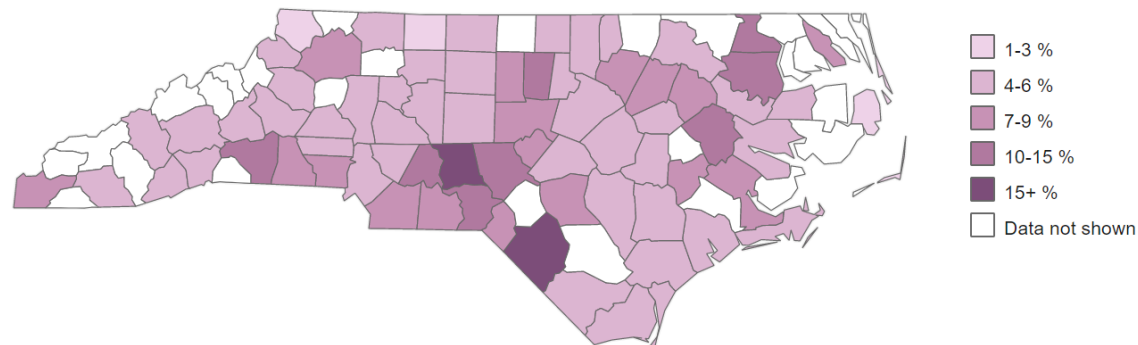


## Percent Positive by County



Which counties are seeing a decline or sustained level of percent of tests that are positive?

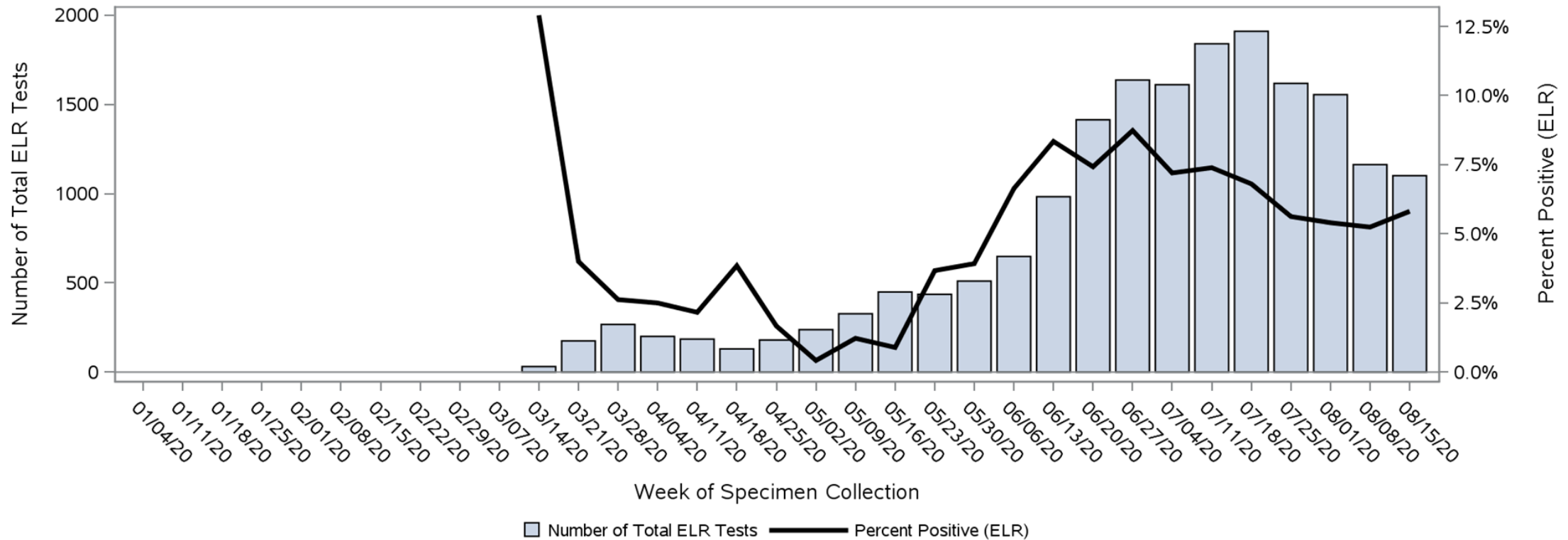
It is important to recognize that the amount of testing being conducted varies across counties. Because the percent positive is calculated using electronically reported data from NC EDSS only, which is a subset of total tests reported, county-level percent positive rates may be impacted by how many of the total tests for residents in the county were reported electronically through NC EDSS.



# Brunswick County DATA

## D. ELECTRONIC LAB REPORTING: PERCENT POSITIVE

This shows the percent of positive tests as a proportion of total ELR tests. We know that as testing increases, the number of cases can climb. This gives us an idea of the number of cases with respect to the amount of testing being done. These are only calculated using results from labs that report into NC EDSS electronically, listed below. Thus, this may not be representative if a large amount of tests in Brunswick County are being done by labs not reporting electronically.



# COVID-19 Incident Objectives

- ▶ Continue to monitor virus spread
- ▶ Make decisions and recommendations based of data being received in the EOC
- ▶ Congregate Care Intervention Task Force Operational

# CDC

- ▶ People with COVID-19 have had a wide range of symptoms reported - ranging from mild symptoms to severe illness. Symptoms may appear 2-14 days after exposure to the virus.
  - ▶ Cough
  - ▶ Shortness of breath or difficulty breathing
- ▶ Or at least two of these symptoms:
  - ▶ Fever
  - ▶ Chills
  - ▶ Repeated shaking with chills
  - ▶ Muscle pain
  - ▶ Headache
  - ▶ Sore throat
  - ▶ New loss of taste or smell
  - ▶ Congestion
  - ▶ Runny Nose
  - ▶ Nausea
  - ▶ Diarrhea

# CORONAVIRUS TESTING INFORMATION

## Coronavirus tests are available in Brunswick County

The following groups are some of the populations with higher risk of exposure or a higher risk of severe disease if they become infected. People in these groups should get tested if they believe they may have been exposed to COVID-19, whether or not they have symptoms:

- ▶ People who live in or have regular contact with high-risk settings (e.g., long-term care facility, homeless shelter, correctional facility, migrant farmworker camp)
- ▶ Historically Marginalized populations who may be at higher risk for exposure
- ▶ Frontline and essential workers (grocery store clerks, gas station attendants, child care workers, construction sites, processing plants, etc.) in settings where social distancing is difficult to maintain
- ▶ Health care workers or first responders (e.g. EMS, law enforcement, fire department, military)
- ▶ People who are at high risk of severe illness (e.g., people over 65 years of age, people of any age with underlying health conditions)
- ▶ People who have attended protests, rallies, or other mass gatherings could have been exposed to someone with COVID-19 or could have exposed others. Testing should be considered for people who attended such events, particularly if they were in crowds or other situations where they couldn't practice effective social distancing.
- ▶ Anyone with more serious symptoms should call their doctor or 911 right away. More serious symptoms can include shortness of breath, difficulty breathing, chest pain or pressure, confusion or blue lips

# NC Announcements

View [Executive Order 155](#)

View [frequently asked questions about the extension of Safer At Home Phase 2](#)

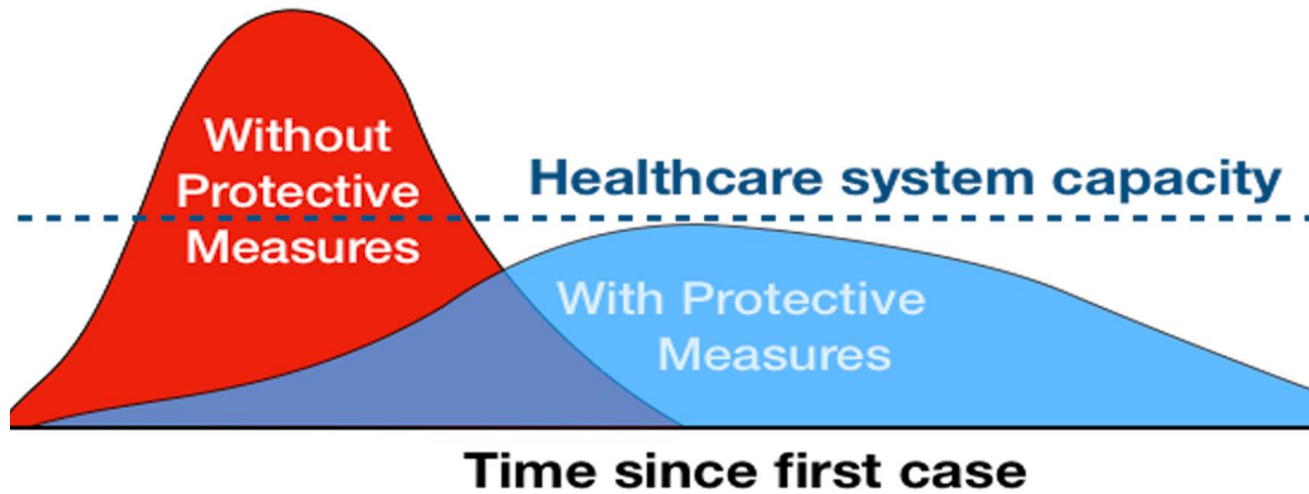
View [guidance on wearing face coverings](#)

View [what Phase 2 means for North Carolina](#)

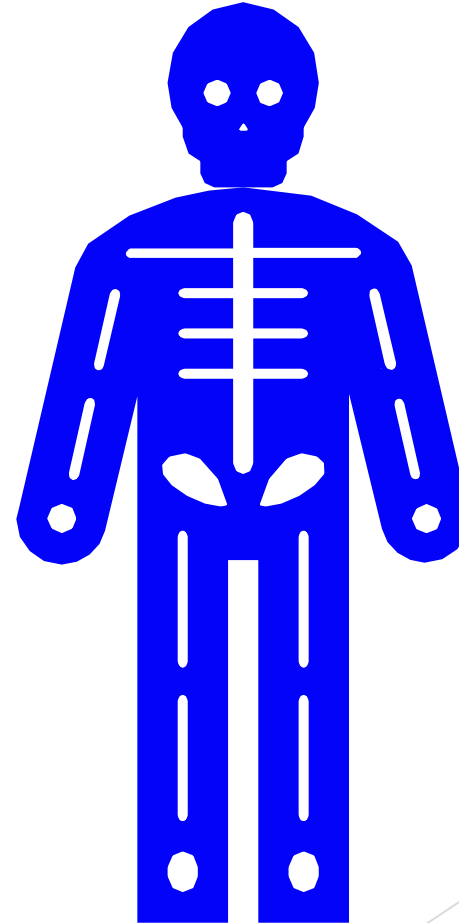
View [public health guidance for Phase 2, including guidance for places of worship and religious services](#)

Under [Executive Order 155](#), North Carolina remains in Safer At Home Phase 2 of lifting COVID-19 restrictions **until at least Friday, Sept. 11**. People are also required, with some exceptions, to wear face coverings while out in public when physical distancing of 6 feet is not possible.

# Why Social Distancing?



*Adapted from CDC / The Economist*



# Strategies may change based on the evolving situation

## Containment

- Monitor specific individuals for symptoms
- Contain the virus through isolation and quarantine procedures
- Conduct contact tracing
- Might not prevent spread of disease, but delays spread providing valuable time to prepare

## Mitigation

- Provide guidance on personal, environmental, and community measures
- Provide guidance to providers on risk assessment
- Provide guidance on limiting the spread of illness

These strategies do not occur independently;  
elements of containment and mitigation occur simultaneously.



# HOW IT SPREADS

- ▶ **Person-to Person (main way)**
  - ▶ Respiratory Droplets-cough or sneeze
  - ▶ Within 6 feet
- ▶ **Contact Infected Surface or Object**
  - ▶ Then touching nose, eyes, mouth

## YOUR RISK FOR COVID-19

If you think you have come into contact with someone who has tested positive for COVID-19, here is information about determining your risk of contracting the virus.

For more information, visit:  
[brunswickcountync.gov/coronavirus](https://brunswickcountync.gov/coronavirus)  
[ncdhhs.gov/coronavirus](https://ncdhhs.gov/coronavirus)  
[cdc.gov/coronavirus](https://cdc.gov/coronavirus)

### NO RISK

**0**

Briefly walking by a person who tested positive for COVID-19 and was not experiencing symptoms.

### LOW RISK

**1**

Being in the same room as a person who tested positive for COVID-19, had symptoms and you were within 6 feet.

### MEDIUM RISK

**2**

Sustained close contact (15 minutes or longer) within 6 feet of a person with COVID-19 while they had symptoms.

### HIGH RISK

**3**

Close household contact with a person who tested positive for COVID-19.



ACCORDING TO THE CDC, INDIVIDUALS AT HIGH RISK OF BECOMING ILL FROM CORONAVIRUS INCLUDE OLDER ADULTS AND INDIVIDUALS WITH SERIOUS CHRONIC OR LONG-TERM MEDICAL CONDITIONS.

# Latest State Decisions Regarding Protective Actions

## Know Your Ws



**WEAR**  
a cloth  
face covering.



**WAIT**  
6 feet apart.  
Avoid close  
contact.



**WASH**  
your hands  
often or use  
hand sanitizer.

### STOP!

Do not enter if you  
have these symptoms  
of COVID-19

- Cough
- Shortness of breath
- Fever
- Chills
- Muscle pain
- Headache
- Sore throat
- Loss of taste or smell

**Staying apart brings us together.  
Protect your family and neighbors.**



**#StayStrongNC**

Learn more at  
[nc.gov/covid19](https://nc.gov/covid19).



NC DEPARTMENT OF  
HEALTH AND  
HUMAN SERVICES

# On the Horizon

- ▶ **More Cases:** As testing ramps up
- ▶ **Social Distancing Measures:** Reviewing effectiveness and making modifications where necessary
- ▶ **Surge Capacity:** Resource request for clinicians and PPE
- ▶ **COVID-19 Testing Enhancements:** Rapid testing for point of care, less than an hour to get results, Antibody testing
- ▶ **Antiviral Therapy:** Trials are ongoing

# Keep Updated

- ▶ [CDC COVID-19 Website](#)
- ▶ [NCDHHS COVID-19 Website](#)
- ▶ [Brunswick County Health Services COVID-19 Website](#)
- ▶ [News from Brunswick County Government](#)
- ▶ [Sign up for email updates on emergency situation news releases](#)
- ▶ [Brunswick County Social Media](#)
- ▶ [Emergency Alert Notifications \(phone calls, text, and/or emails\)](#)